

---

# The George Gund Foundation 2023 Grantee Perception Report

---

Generated on October 19, 2023



THE CENTER FOR  
EFFECTIVE PHILANTHROPY

675 Massachusetts Avenue  
7th Floor  
Cambridge, MA 02139  
617-492-0800

131 Steuart Street  
Suite 501  
San Francisco, CA 94105  
415-391-3070

[cep.org](https://cep.org)

The online version of this report can be accessed at [cep.surveymresults.org](https://cep.surveymresults.org)

**Interpreting Your Charts..... 1**

**Key Ratings Summary ..... 2**

**Survey Population ..... 3**

**Subgroup Methodology and Differences ..... 5**

**Comparative Cohorts ..... 6**

**Grantmaking Characteristics..... 8**

**Impact on and Understanding of Grantees' Fields..... 11**

**Advancing Knowledge and Public Policy..... 12**

**Impact on and Understanding of Grantees' Local Communities ..... 13**

**Impact on and Understanding of Grantees' Organizations..... 14**

**Grantee Challenges..... 15**

**Non-Monetary Assistance ..... 16**

**Non-Monetary Assistance - Customized Questions..... 22**

**Funder-Grantee Relationships..... 23**

**Interaction Patterns ..... 27**

**Communication..... 32**

**Contextual Understanding..... 34**

**Diversity, Equity, and Inclusion ..... 36**

**Grant Processes ..... 38**

**Selection Process ..... 39**

**Reporting and Evaluation Process ..... 42**

**Reporting Process ..... 44**

**Evaluation Process..... 46**

**Grant Processes - Customized Questions ..... 47**

**Dollar Return and Time Spent on Processes..... 50**

**Time Spent on Selection Process ..... 52**

**Time Spent on Reporting and Evaluation Process ..... 54**

**Customized Questions ..... 56**

- COVID-19 Response Fund ..... 57**
- We Believe Statement..... 59**

**Grantees' Written Comments ..... 63**

- Quality of Processes, Interactions and Communications ..... 64**
- Suggestion Topics..... 65**
- Selected Suggestions ..... 66**

**Respondents and Communities Served ..... 68**

- Respondent Demographics ..... 73**
- Respondent Job Title ..... 78**

**Contextual Data ..... 79**

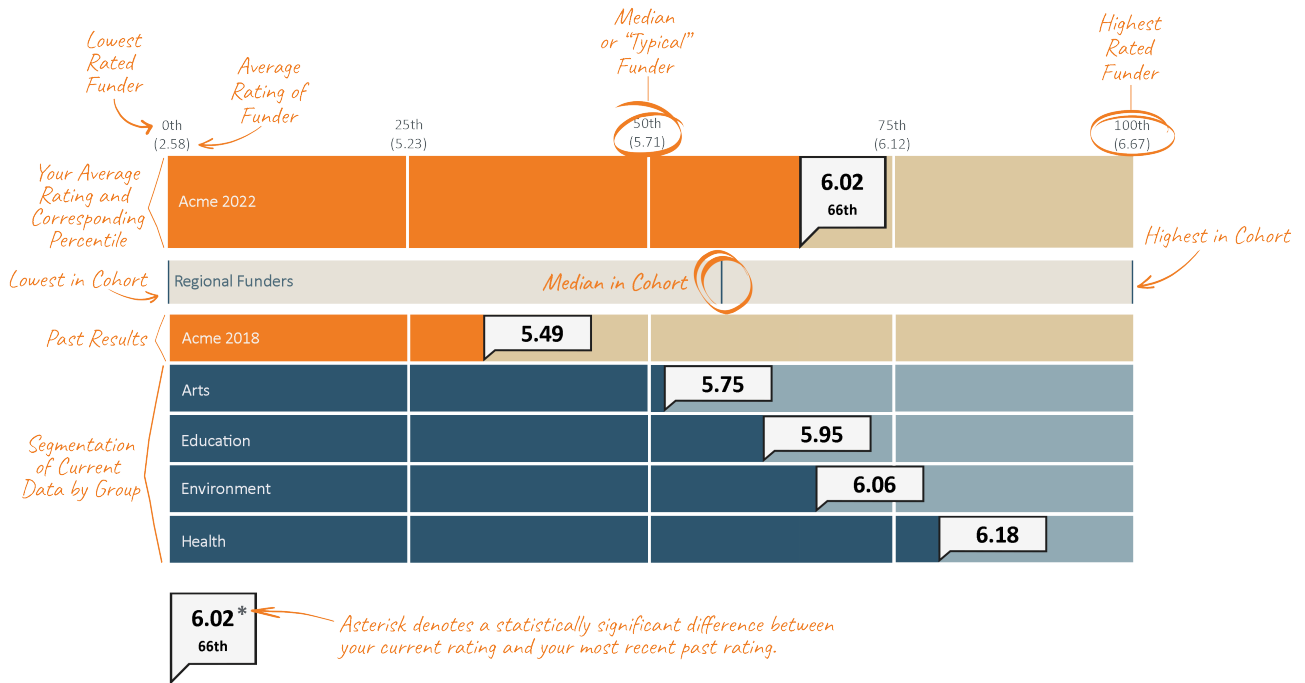
- Grantee Characteristics..... 84**
- Funder Characteristics ..... 87**

**Additional Survey Information ..... 88**

**About CEP and Contact Information..... 90**

## Interpreting Your Charts

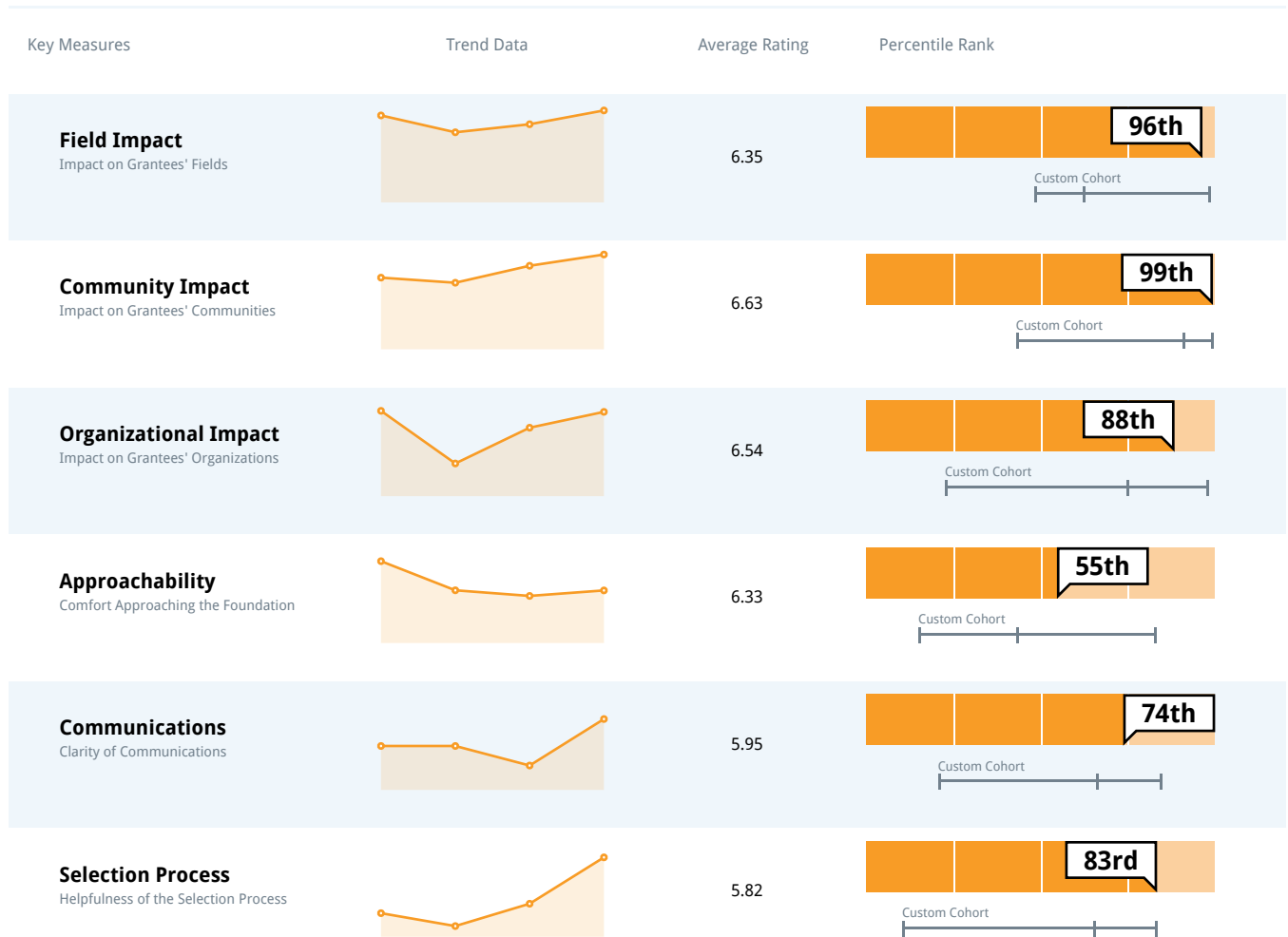
Many of the charts in this report are shown in this format. See below for an explanation of the chart elements.



Missing data: Selected grantee ratings are not displayed in this report due to changes in the survey instrument, or when a question received fewer than ten responses.

## Key Ratings Summary

The following chart highlights a selection of your key results. Each of these data points corresponds to an individual survey measure that is displayed with additional detail in the subsequent pages of this report.



## Survey Population

Survey	Survey Fielded	Survey Population	Number of Responses Received	Survey Response Rate
Gund 2023	May and June 2023	278	193	69%
Gund 2019	May and June 2019	257	185	72%
Gund 2013	May and June 2013	222	166	75%
Gund 2010	May and June 2010	180	139	77%

Survey Year	Year of Active Grants
Gund 2023	2022
Gund 2019	2018
Gund 2013	2012
Gund 2010	2009

Throughout this report, The George Gund Foundation's survey results are compared to CEP's broader dataset of more than 50,000 grantee responses from over 300 funders built up over more than a decade of grantee surveys. A list of some funders who have recently participated in the GPR can be found at <https://cep.org/gpr-participants/>.

In order to protect the confidentiality of respondents results are not shown when CEP received fewer than ten responses to a specific question.

### Subgroups

In addition to showing Gund's overall ratings, this report shows ratings segmented by Program Area. The online version of this report also shows ratings segmented by Fund, Geographic Area, Population Served, Respondent Gender, Respondent Person of Color Identity.

Program Area	Number of Responses
Arts	60
Economic Development and Community Revitalization	10
Education	12
Environment	28
Human Services	65
Special Commitments	18

Fund	Number of Responses
George Gund Foundation	156
Discretionary Grant	37

Geographic Area Served	Number of Responses
City of Cleveland	78
Cuyahoga County	50
Other	11
National	11
Northeast Ohio	14
Ohio	29

Population Served	Number of Responses
Children & Youth	11
General	86

Population Served	Number of Responses
Low Income	61
Other including women and minority	25

Respondent Gender	Number of Responses
Identifies as a Man	53
Identifies as a Woman	127

Respondent Person of Color Identity (US Only)	Number of Responses
Does not identify as a Person of Color	136
Identifies as a Person of Color	45

Respondents' Intersectional Identities (US Only)	Number of Responses
Identifies as a Man and Person of Color	11
Identifies as a Woman and Person of Color	33
Identifies as Man and Not a Person of Color	42
Identifies as Woman and Not a Person of Color	90
Prefer not to say	12

## Subgroup Methodology and Differences

The following page outlines the methodology used to determine the subgroups that are displayed in the report, along with any differences in grantee perceptions. Differences should be interpreted in the context of this funder's goals and strategy.

CEP conducts statistical analysis on groups of 10 or larger. Ratings described as "significantly" higher or lower reflect statistically significant differences at a P-value less than or equal to 0.1. Ratings described as "trending" higher or lower reflect a 0.3-point difference larger or smaller than the overall average rating.

### Subgroup Methodology

**Program Area:** Using the grantee list provided by the Foundation, CEP tagged grantees based on their program area.

**Fund:** Using the grantee list provided by the Foundation, CEP tagged grantees based on whether they were tagged as George Gund Foundation or Discretionary Grant.

**Geographic Area Served:** Using the grantee list provided by the Foundation, CEP tagged grantees based on their geographic area. "Other" is a combination of those located in the Great Lakes/Midwest and those who did not have a geographic area listed.

**Population Served:** Using the grantee list provided by the Foundation, CEP tagged grantees based on the population served. "Other including women and minority" includes respondents tagged to "other", "women", or "minority" in the list as we received too few responses from the latter two categories to break them out.

**Respondent Gender:** Using data grantees provided in the survey, CEP tagged grantees based on their gender identity. Those segmented as "Identifies as a Man" selected "Man" only, and those segmented as "Identifies as a Woman" selected "Woman" only.

**Respondent Person of Color Identity (US Only):** Using data grantees provided in the survey, CEP tagged grantees based on their person of color identity.

**Respondents' Intersectional Identities (US Only):** Using data grantees provided in the survey, CEP tagged grantees based on their gender and person of color identity.

### Subgroup Differences

**Program Area:** There are no consistent, statistically significant differences when segmenting responses by Program Area.

**Fund:** Grantees who received funding from the George Gund Foundation fund rated more positively than Discretionary Grant recipients on a few measures related to impact on grantee organizations and grant processes and administration.

**Geographic Area Served:** There are no consistent, statistically significant differences when segmenting responses by Geographic Area.

**Population Served:** There are no consistent, statistically significant differences when segmenting responses by Population Served.

**Respondent Gender:** Ratings from respondents who identify exclusively as "woman" are significantly lower than respondents who identify exclusively as "man" for a few measures related to non-monetary support and communication. For more information, please see the ["Respondent Demographics"](#) section.

**Respondent Person of Color Identity (US Only):** Ratings from grantees who identify as a person of color are significantly higher than grantees who identify as not a person of color for a few measures related to impact, understanding, and non-monetary support. For more information, please see the ["Respondent Demographics"](#) section.

**Respondents' Intersectional Identities (US Only):** For more information, please see the ["Respondent Demographics"](#) section.



## Comparative Cohorts

### Customized Cohort

Gund selected a set of 11 funders to create a smaller comparison group that more closely resembles Gund in scale and scope.

#### Custom Cohort

Blandin Foundation
Claude Worthington Benedum Foundation
Rasmuson Foundation
The Champlin Foundation
The George Gund Foundation
The Morris and Gwendolyn Cafritz Foundation
The Ralph M. Parsons Foundation
The Skillman Foundation
Virginia G. Piper Charitable Trust
Walter and Elise Haas Fund
Z. Smith Reynolds Foundation

### Standard Cohorts

CEP also included 18 standard cohorts to allow for comparisons to a variety of different types of funders.

### Strategy Cohorts

Cohort Name	Count	Description
Small Grant Providers	36	Funders with median grant size of \$20K or less
Large Grant Providers	110	Funders with median grant size of \$200K or more
High Touch Funders	34	Funders for which a majority of grantees report having contact with their primary contact monthly or more often
Proactive Grantmakers	106	Funders that make at least 90% of grants by invitation only
Responsive Grantmakers	103	Funders that make at most 10% of grants by invitation only
Intermediary Funders	23	Funders that primarily regrant philanthropic dollars
International Funders	66	Funders that fund outside of their own country
European Funders	27	Funders that are headquartered in Europe

### Annual Giving Cohorts

Cohort Name	Count	Description
Funders Giving Less Than \$5 Million	58	Funders with annual giving of less than \$5 million
Funders Giving \$50 Million or More	88	Funders with annual giving of \$50 million or more

### Foundation Type Cohorts

Cohort Name	Count	Description
Private Foundations	170	All private foundations in the GPR dataset
Family Foundations	85	All family foundations in the GPR dataset

Community Foundations	41	All community foundations in the GPR dataset
Health Conversion Foundations	30	All health conversion foundations in the GPR dataset
Corporate Foundations	25	All corporate foundations in the GPR dataset

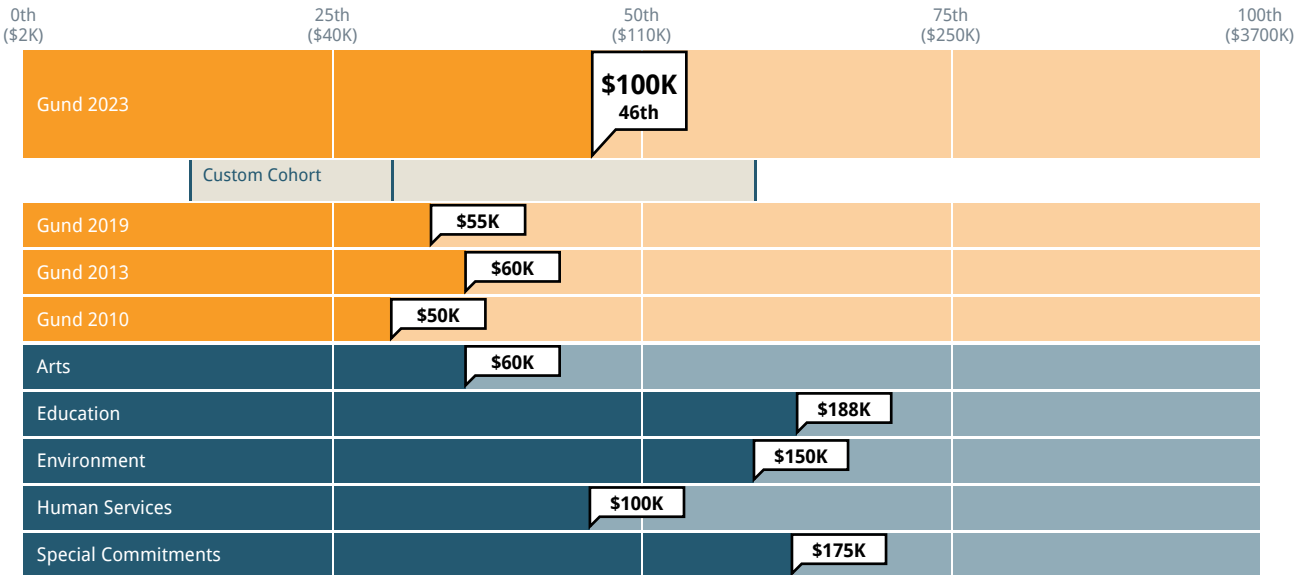
**Other Cohorts**

Cohort Name	Count	Description
Funders Outside the United States	42	Funders that are primarily based outside the United States
Recently Established Foundations	52	Funders that were established in 2000 or later
Funders Surveyed During COVID-19	172	Funders who surveyed grantees during COVID-19 (2020 - 2022)

## Grantmaking Characteristics

Funders make different choices about the ways they organize themselves, structure their grants, and the types of grantees they support. The following charts and tables show some of these important characteristics. The information is based on self-reported data from funders and grantees, and further detail is available in the Contextual Data section of this report.

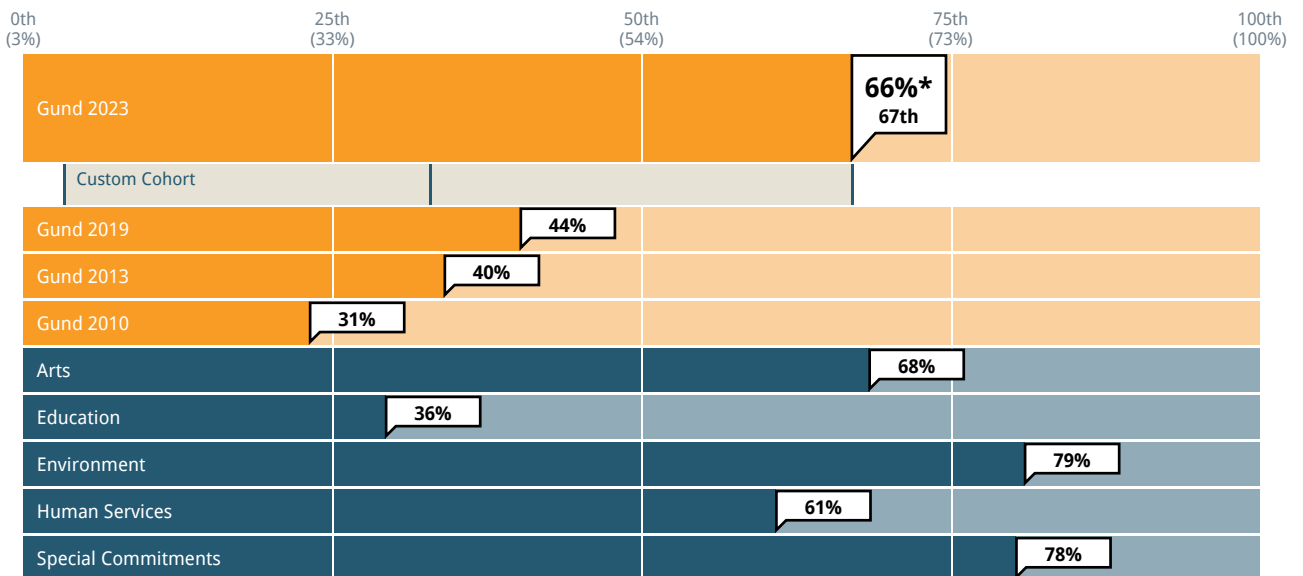
### Median Grant Size



Cohort: Custom Cohort Past results: on Subgroup: Program Area

### Proportion of Multi-year Grants

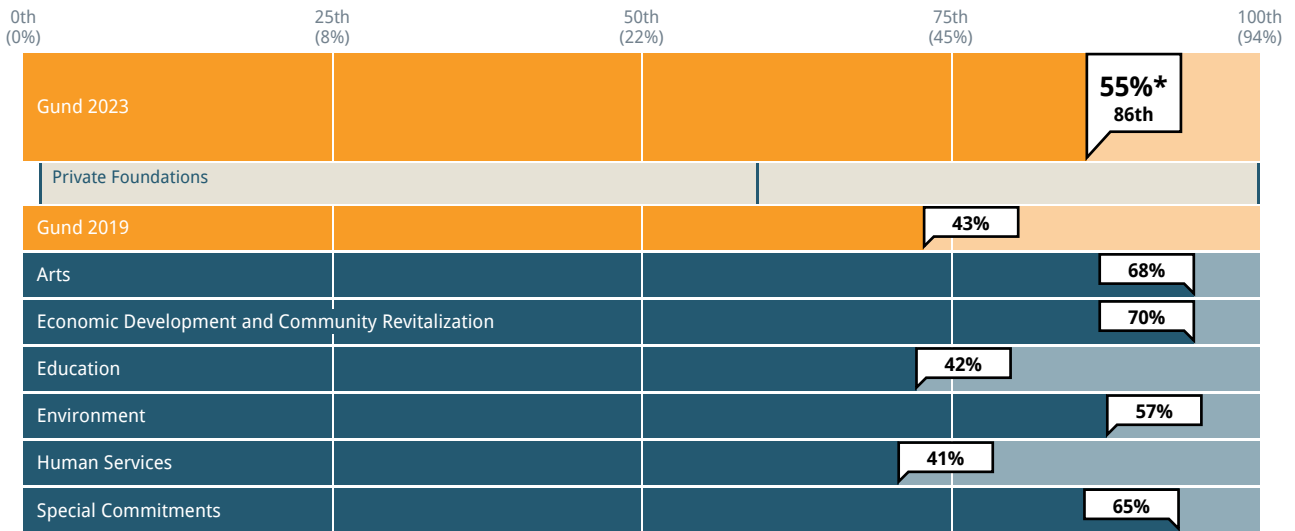
Proportion of grantees that report receiving grants for two years or longer



Cohort: Custom Cohort Past results: on Subgroup: Program Area

### Proportion of Unrestricted Funding

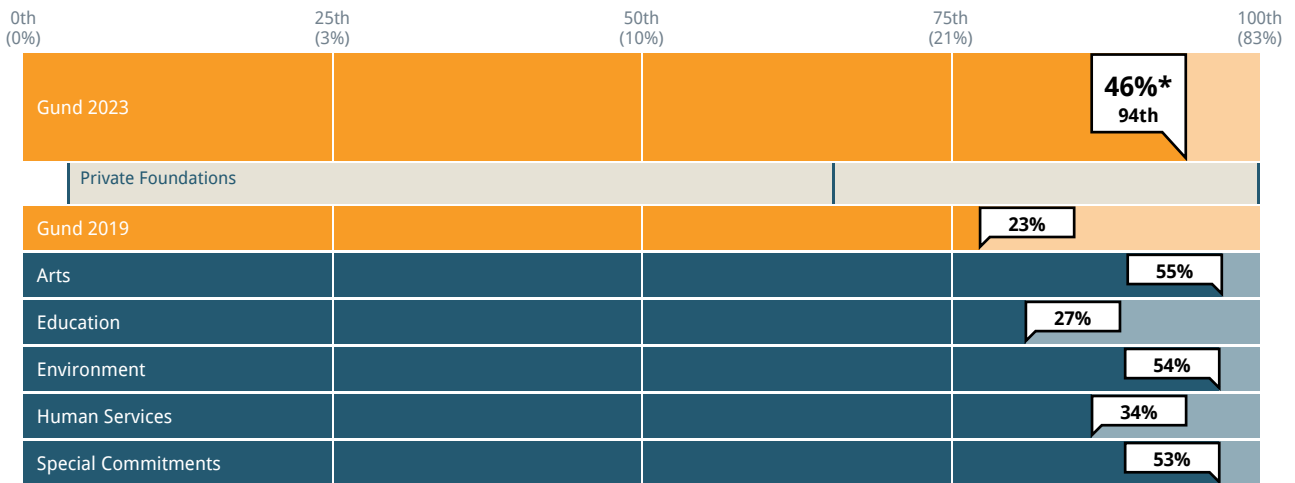
Proportion of grantees responding 'No, this funding was not restricted to a specific use (e.g., general operating, core support)'



Cohort: Private Foundations Past results: on Subgroup: Program Area

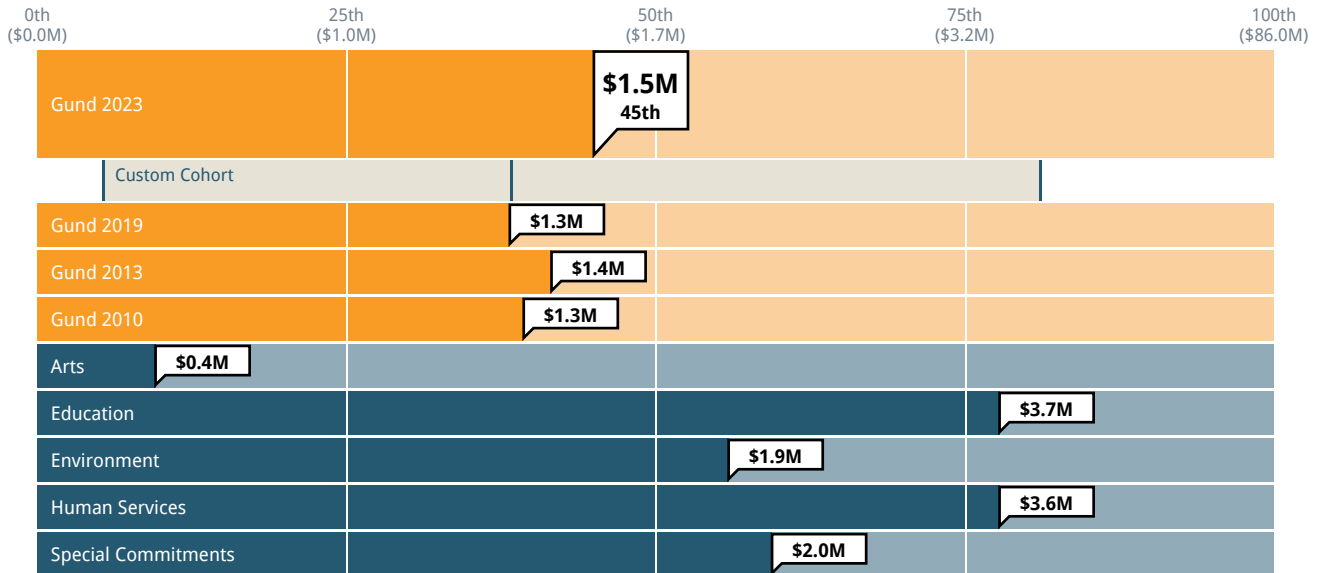
### Proportion of Multi-year Unrestricted Grants

Proportion of grantees that report receiving grants for two years or longer and who report receiving general operating support funding that was not restricted to a specific use.



Cohort: Private Foundations Past results: on Subgroup: Program Area

Median Organizational Budget



Cohort: Custom Cohort Past results: on Subgroup: Program Area

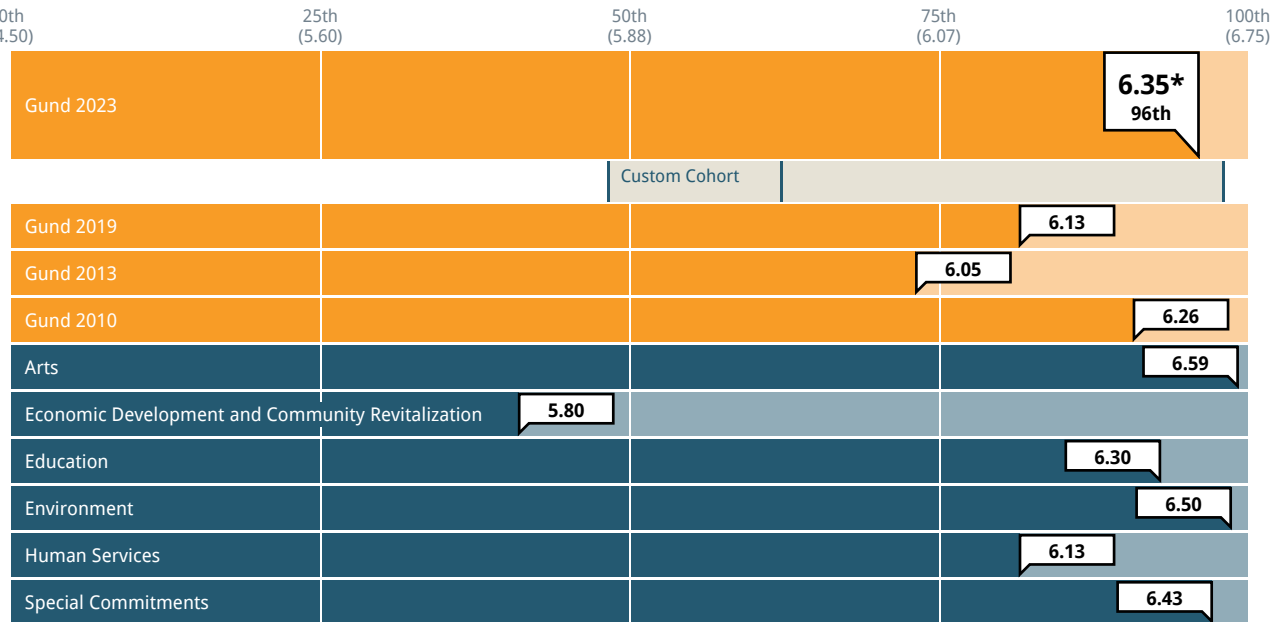
Selected Cohort: Custom Cohort						
Grant History	Gund 2023	Gund 2019	Gund 2013	Gund 2010	Average Funder	Custom Cohort
Percentage of first-time grants	13%	13%	10%	6%	29%	16%

Selected Cohort: Custom Cohort						
Program Staff Load	Gund 2023	Gund 2019	Gund 2013	Gund 2010	Median Funder	Custom Cohort
Dollars awarded per program full-time employee	\$5.8M	\$5.6M	\$6.2M	\$1.5M	\$2.6M	\$2.9M
Applications per program full-time employee	51	79	86	27	24	48
Active grants per program full-time employee	36	68	147	19	31	61

## Impact on and Understanding of Grantees' Fields

### Overall, how would you rate this funder's impact on your field?

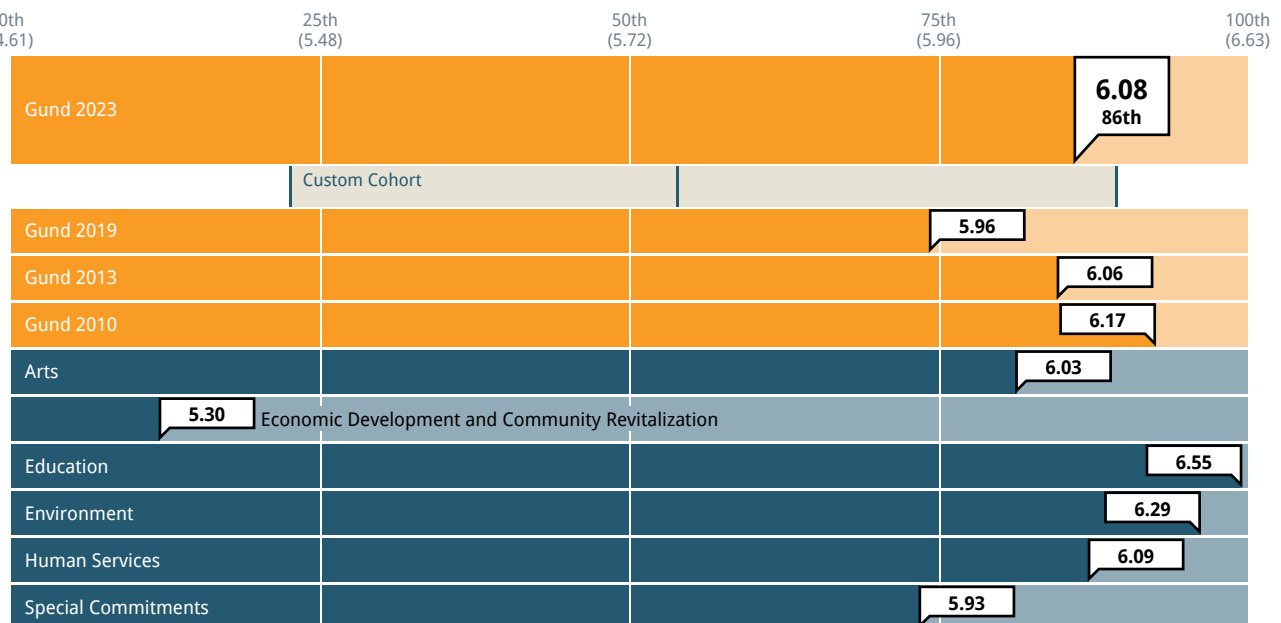
1 = No impact    7 = Significant positive impact



Cohort: Custom Cohort    Past results: on    Subgroup: Program Area

### How well does this funder understand the field in which you work?

1 = Limited understanding of the field    7 = Regarded as an expert in the field

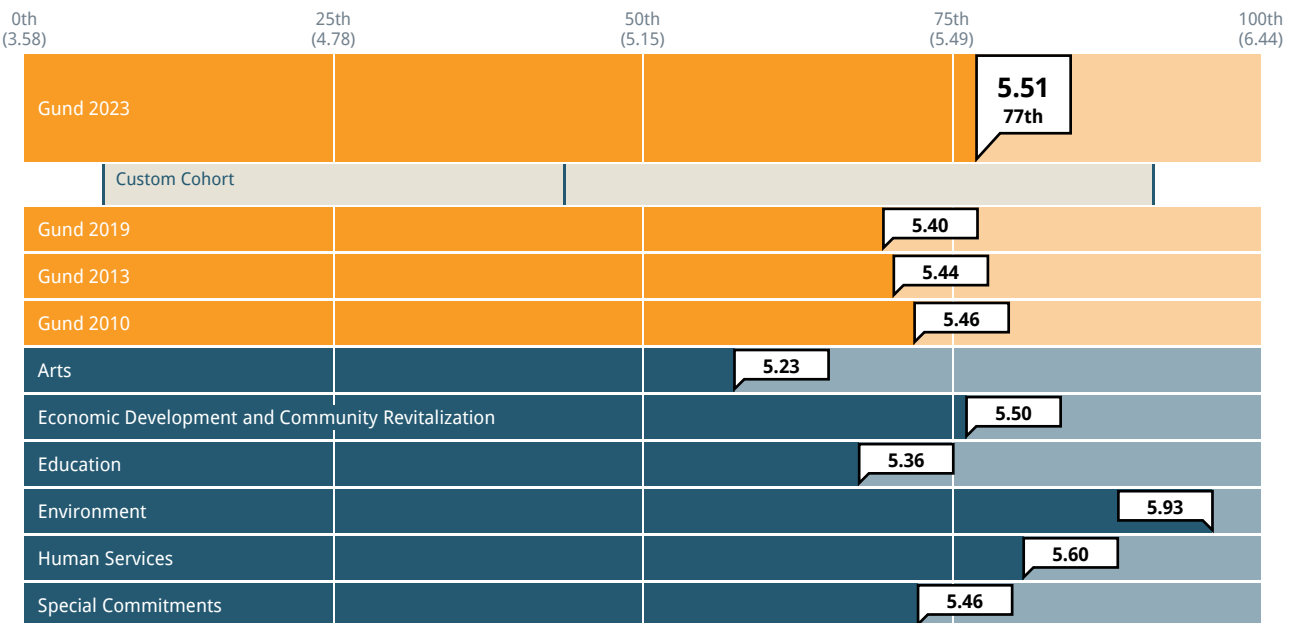


Cohort: Custom Cohort    Past results: on    Subgroup: Program Area

## Advancing Knowledge and Public Policy

### To what extent has this funder advanced the state of knowledge in your field?

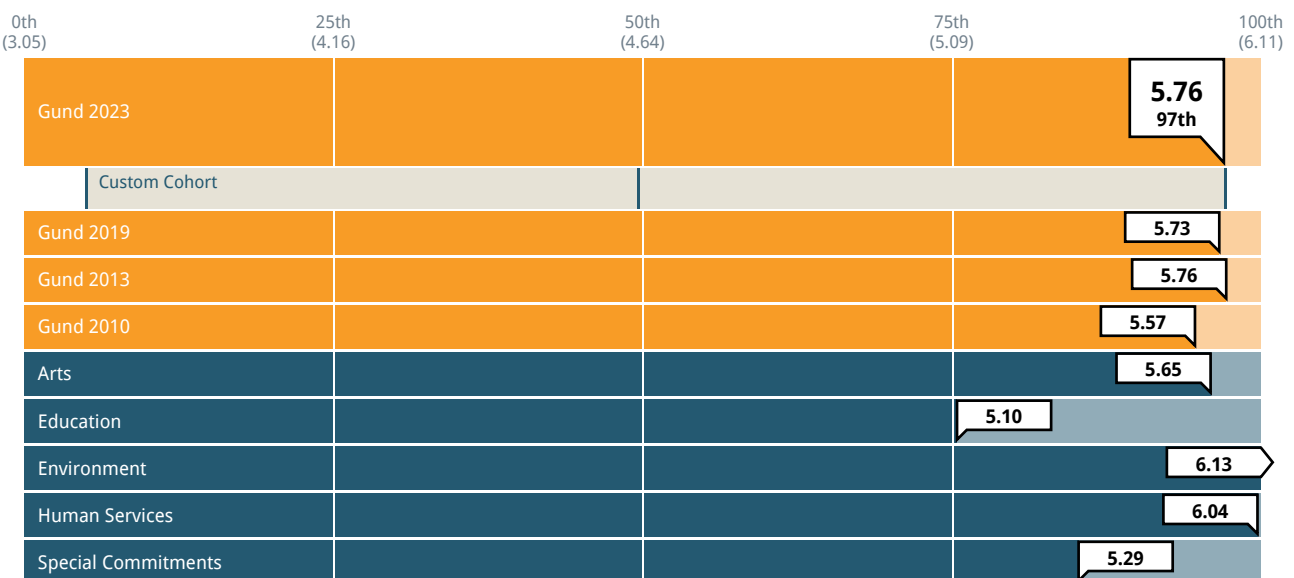
1 = Not at all 7 = Leads the field to new thinking and practice



Cohort: Custom Cohort Past results: on Subgroup: Program Area

### To what extent has this funder affected public policy in your field?

1 = Not at all 7 = Major influence on shaping public policy

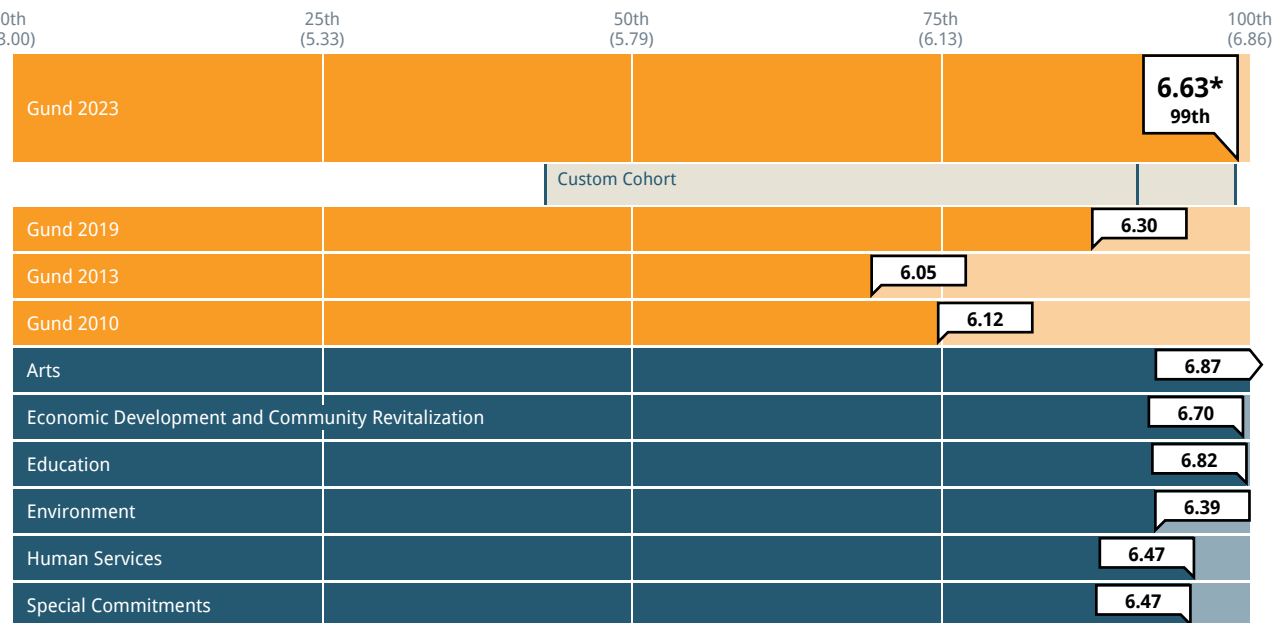


Cohort: Custom Cohort Past results: on Subgroup: Program Area

## Impact on and Understanding of Grantees' Local Communities

### Overall, how would you rate this funder's impact on your local community?

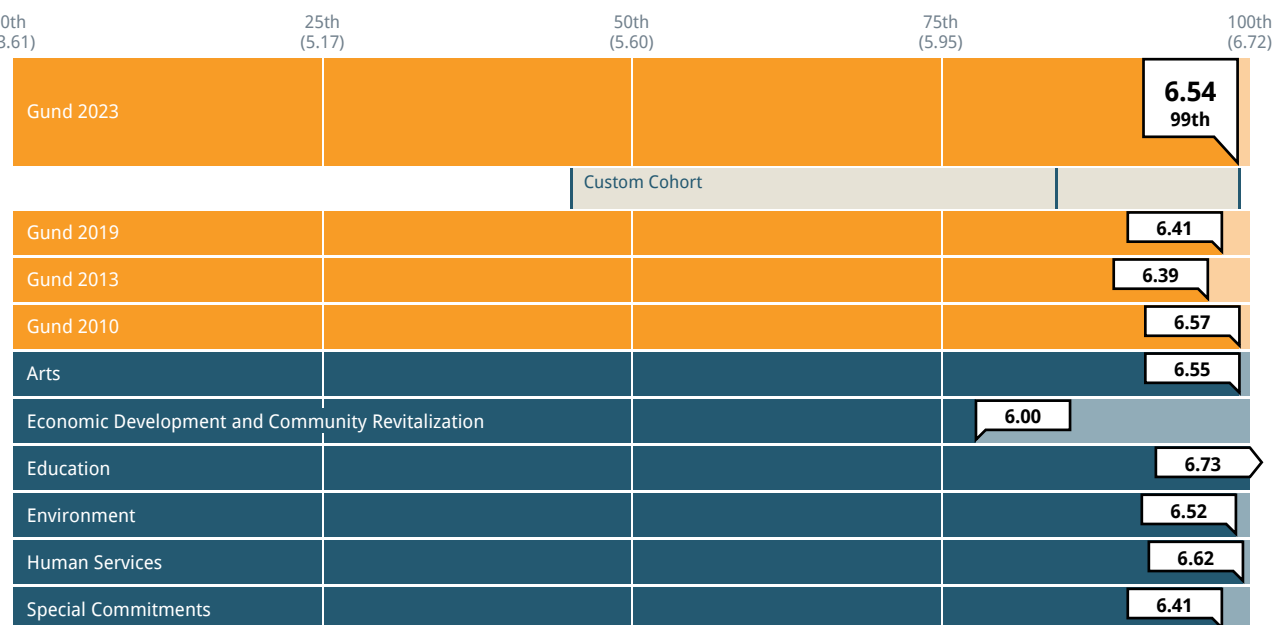
1 = No impact    7 = Significant positive impact



Cohort: Custom Cohort    Past results: on    Subgroup: Program Area

### How well does this funder understand the local community in which you work?

1 = Limited understanding of the community    7 = Regarded as an expert in the community



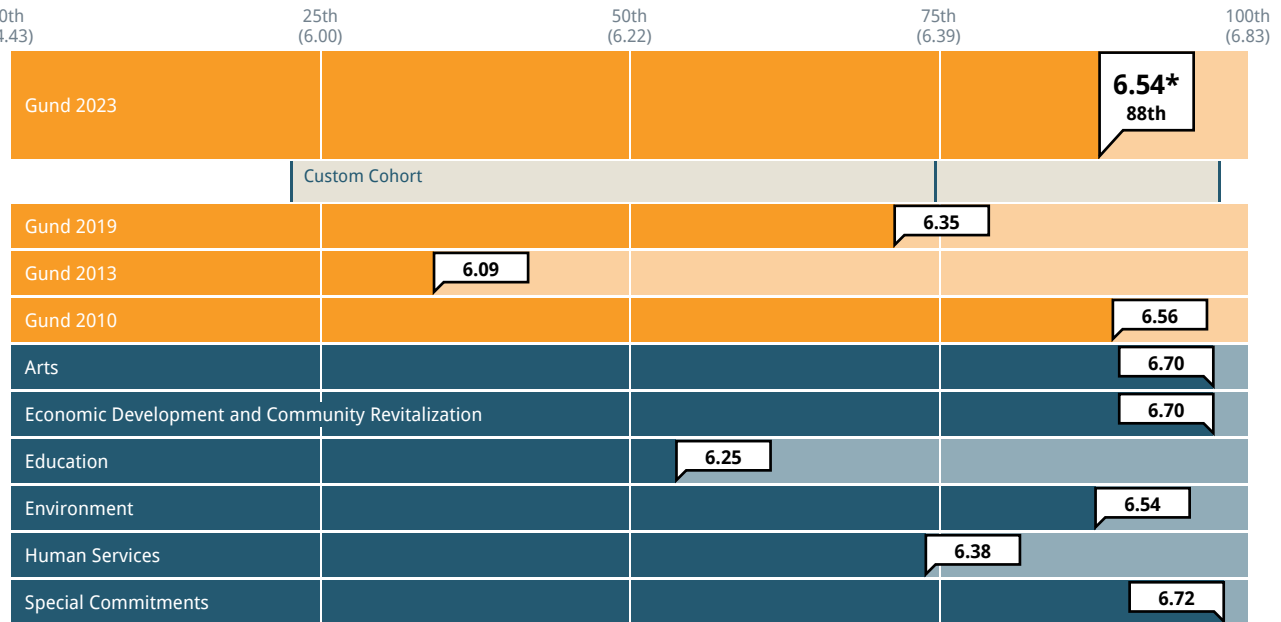
Cohort: Custom Cohort    Past results: on    Subgroup: Program Area



## Impact on and Understanding of Grantees' Organizations

Overall, how would you rate this funder's impact on your organization?

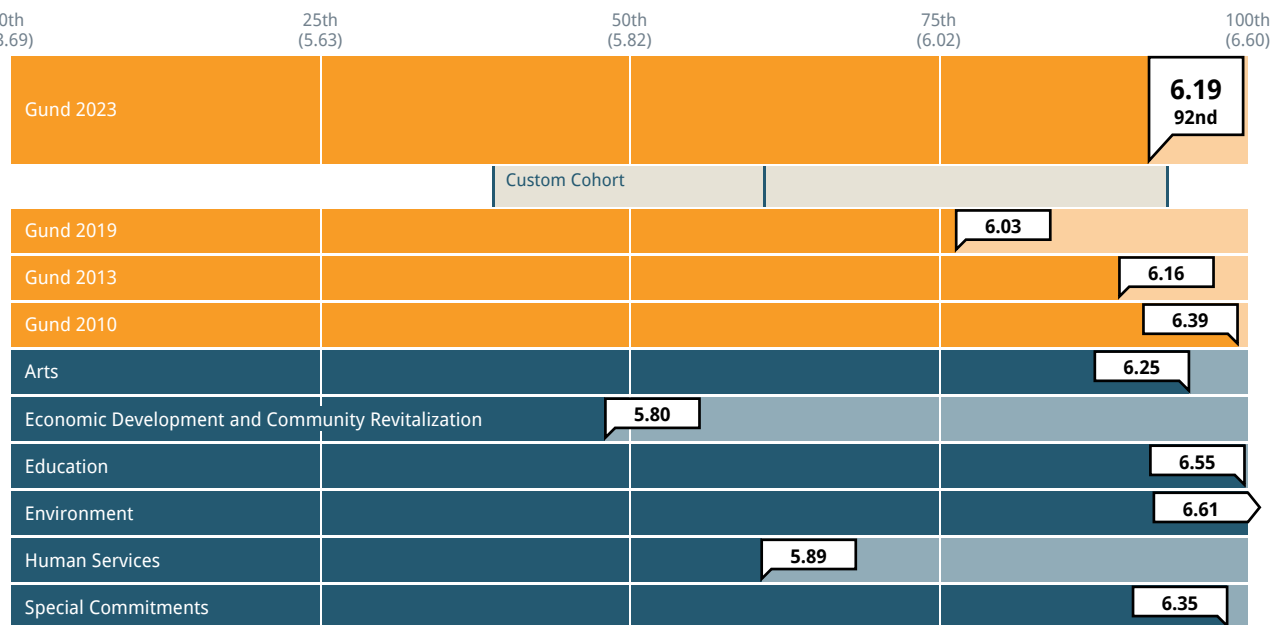
1 = No impact 7 = Significant positive impact



Cohort: Custom Cohort Past results: on Subgroup: Program Area

How well does this funder understand your organization's strategy and goals?

1 = Limited understanding 7 = Thorough understanding

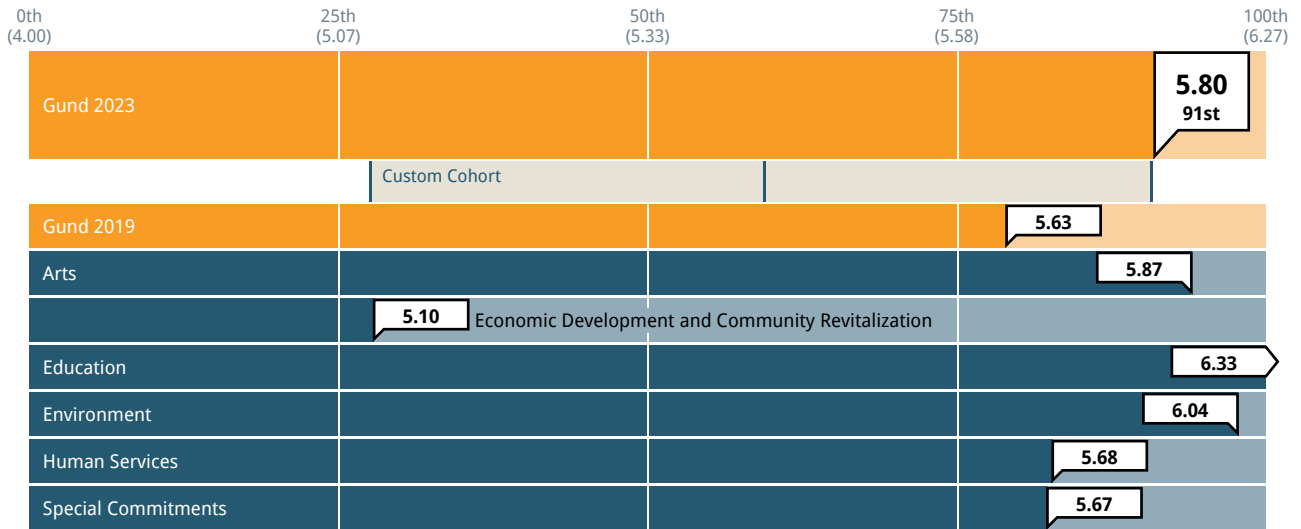


Cohort: Custom Cohort Past results: on Subgroup: Program Area

## Grantee Challenges

How aware is this funder of the challenges that your organization is facing?

1 = Not at all aware 7 = Extremely aware



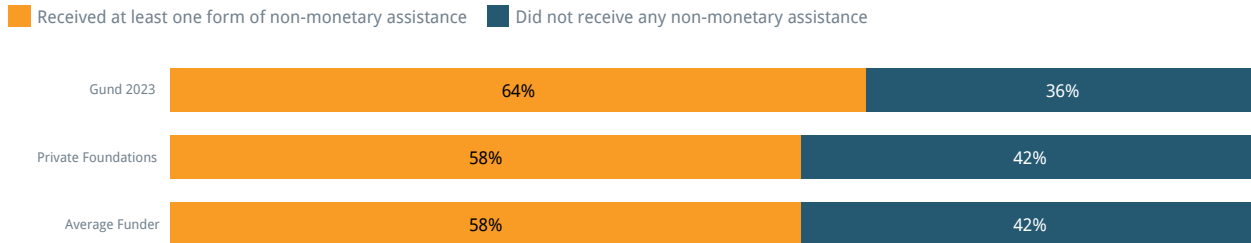
Cohort: Custom Cohort Past results: on Subgroup: Program Area

## Non-Monetary Assistance

**Note:** Respondents could select all forms of non-monetary assistance they received in the survey. Therefore, the following chart provides a summary of the proportion of grantees who indicated that they received at least one form of non-monetary assistance.

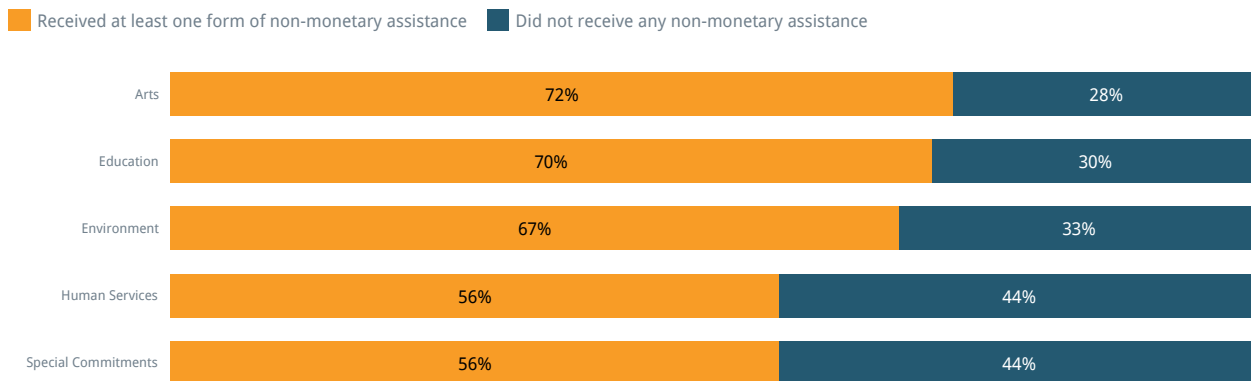
The following questions were recently added to the grantee survey and depict comparative data from fewer than 50 funders in the dataset.

### Proportion of Grantees Receiving Non-Monetary Assistance



Cohort: Private Foundations Past results: on

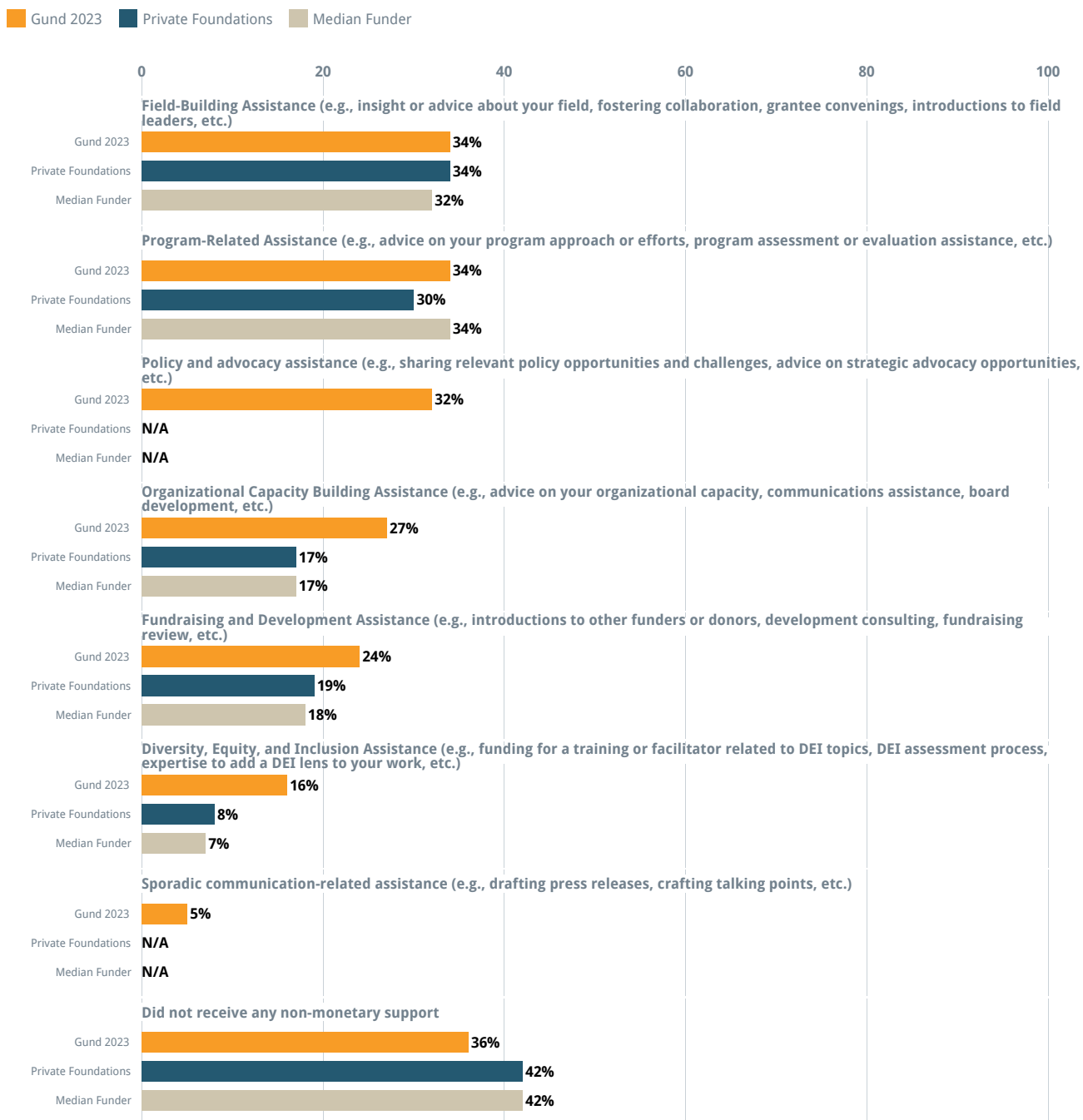
### Proportion of Grantees Receiving Non-Monetary Assistance - By Subgroup



Subgroup: Program Area

In the survey, respondents were asked about the the non-monetary assistance they received in a check-all-that-apply format. Therefore, the following charts provide greater detail on the previous non-monetary assistance question.

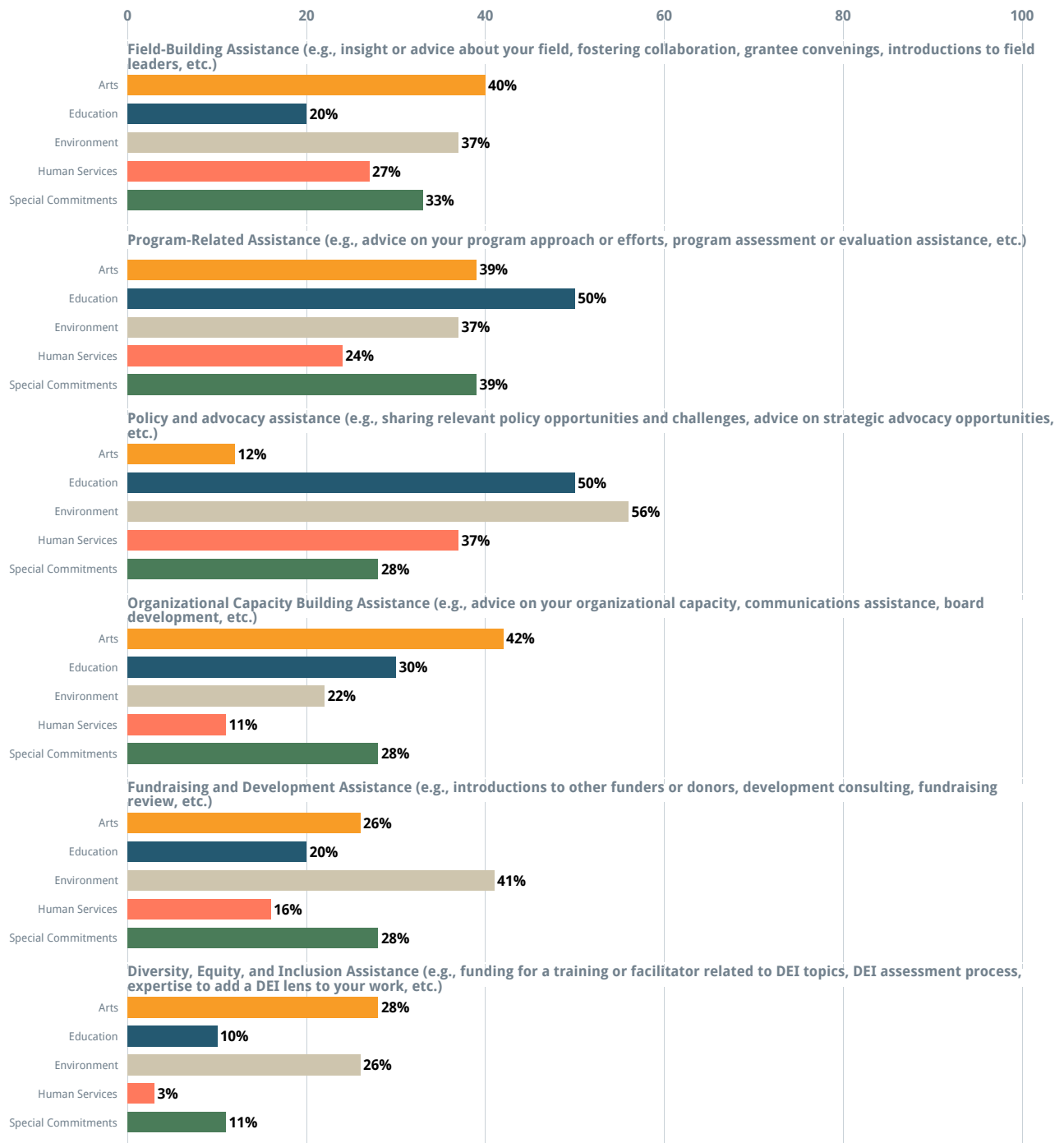
Please indicate any types of non-monetary assistance that were a component of what you received from this funder (from staff or a third party paid for by this funder). Please note this funder may or may not provide any of the following types of assistance. (Please check all that apply)



Cohort: Private Foundations Past results: on

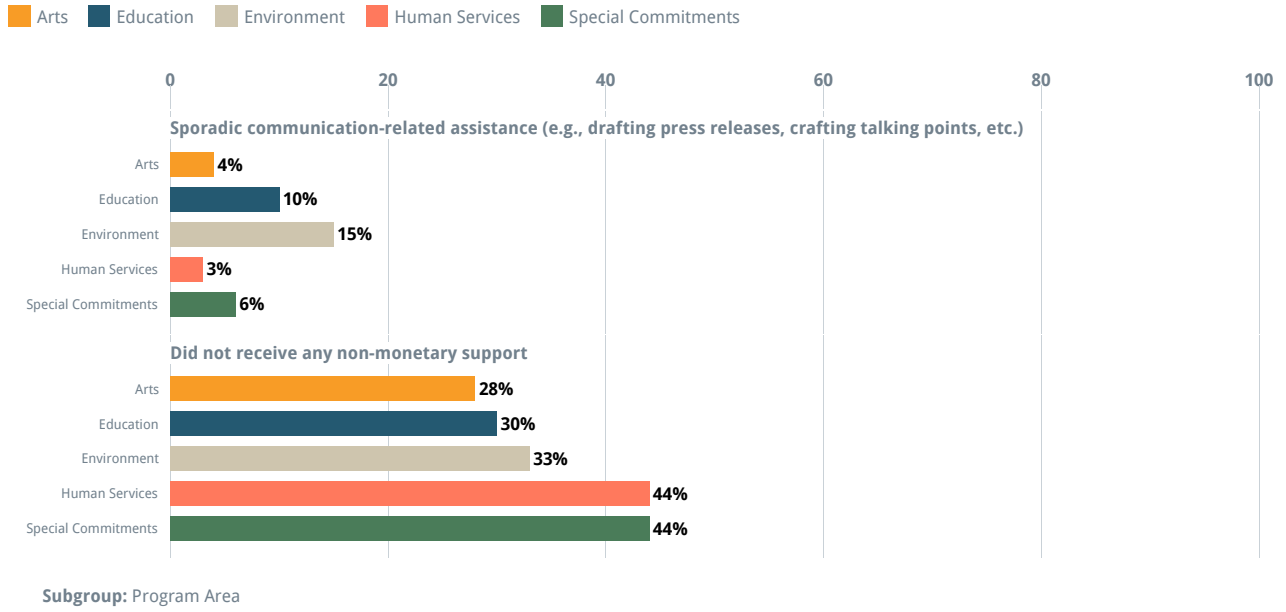
Please indicate any types of non-monetary assistance that were a component of what you received from this funder (from staff or a third party paid for by this funder). Please note this funder may or may not provide any of the following types of assistance. (Please check all that apply) - By Subgroup

Arts Education Environment Human Services Special Commitments



Subgroup: Program Area

Please indicate any types of non-monetary assistance that were a component of what you received from this funder (from staff or a third party paid for by this funder). Please note this funder may or may not provide any of the following types of assistance. (Please check all that apply) - By Subgroup (cont.)

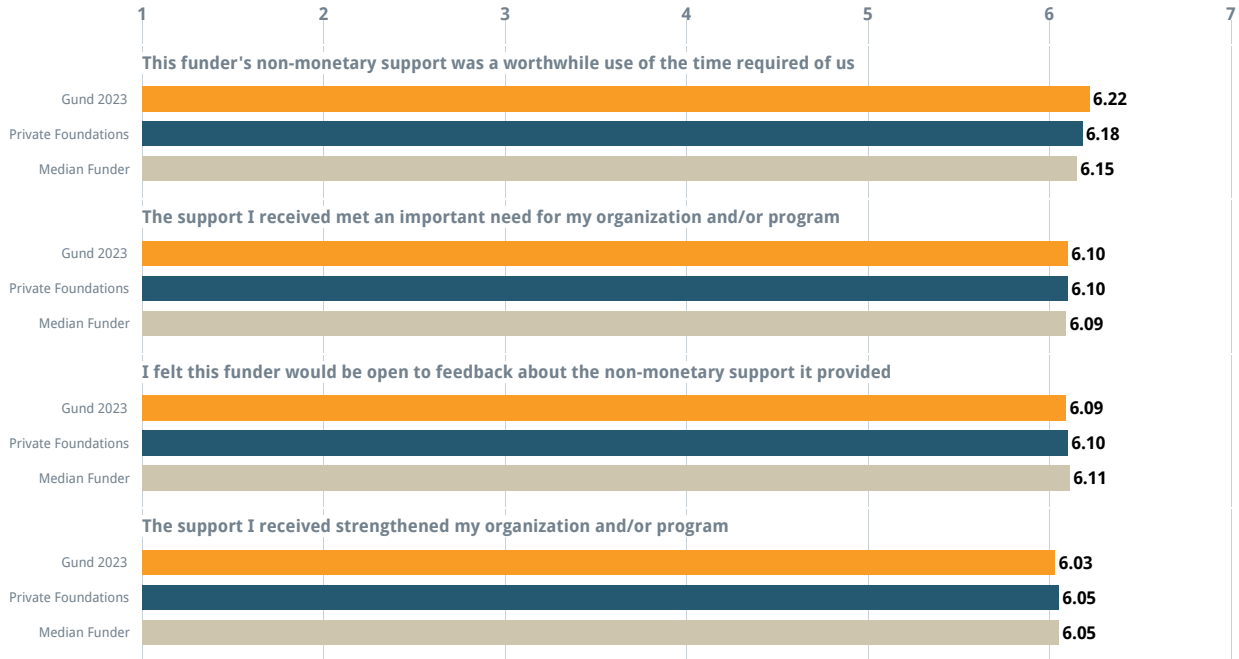


Note: The following question was asked only of grantees who indicated receiving at least one form of non-monetary assistance in the previous question.

**Please rate the extent to which you agree with the following statements about the non-monetary support you received from this funder:**

1 = Not at all    7 = To a great extent

Gund 2023    Private Foundations    Median Funder

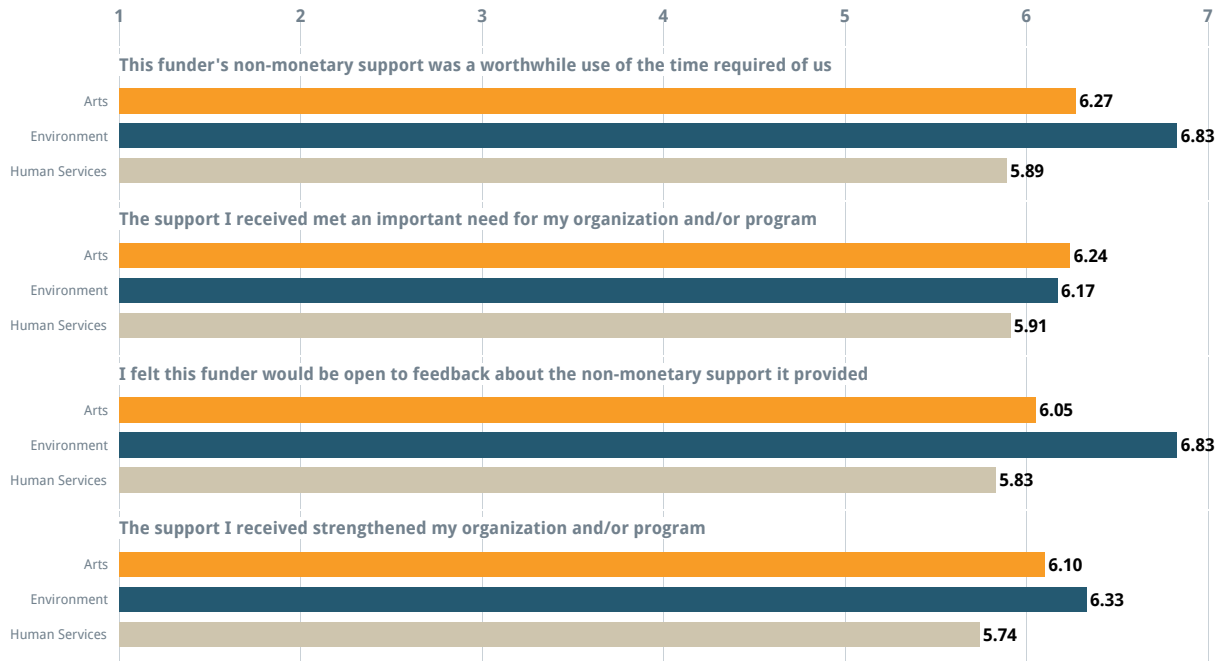


Cohort: Private Foundations    Past results: on

Please rate the extent to which you agree with the following statements about the non-monetary support you received from this funder: - By Subgroup

1 = Not at all 7 = To a great extent

Arts Environment Human Services



Subgroup: Program Area



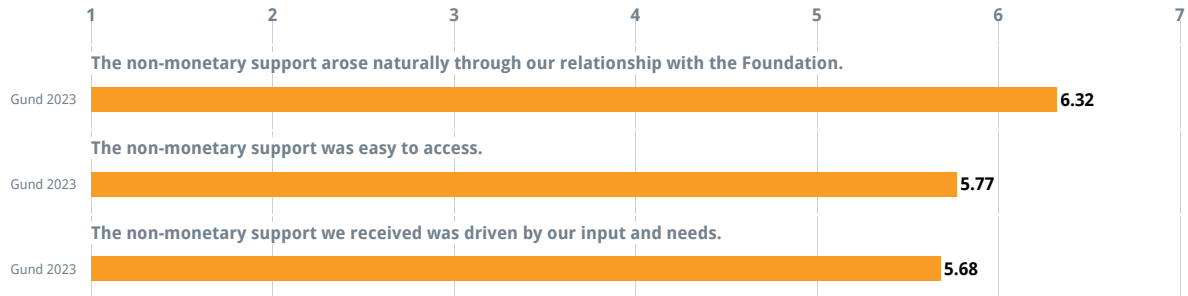
## Non-Monetary Assistance - Customized Questions

Asked only of respondents who indicated receiving at least one type of non-monetary assistance.

### How strongly do you agree or disagree with the following statements about the non-monetary support you received from The George Gund Foundation?

1 = Strongly disagree    4 = Neither agree nor disagree    7 = Strongly agree

Gund 2023

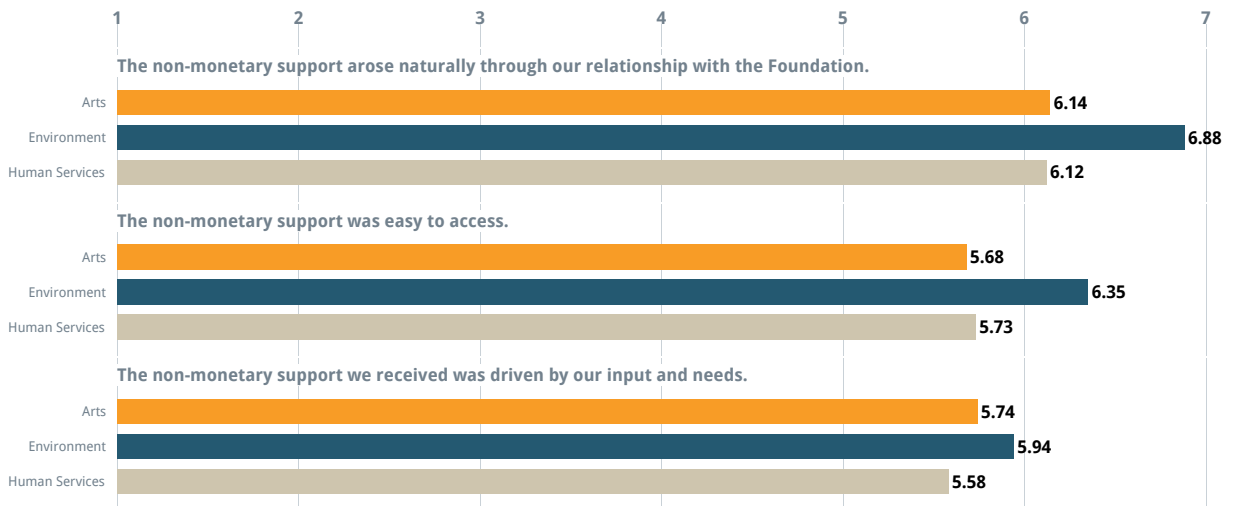


Cohort: None    Past results: on

### How strongly do you agree or disagree with the following statements about the non-monetary support you received from The George Gund Foundation? - By Subgroup

1 = Strongly disagree    4 = Neither agree nor disagree    7 = Strongly agree

Arts    Environment    Human Services

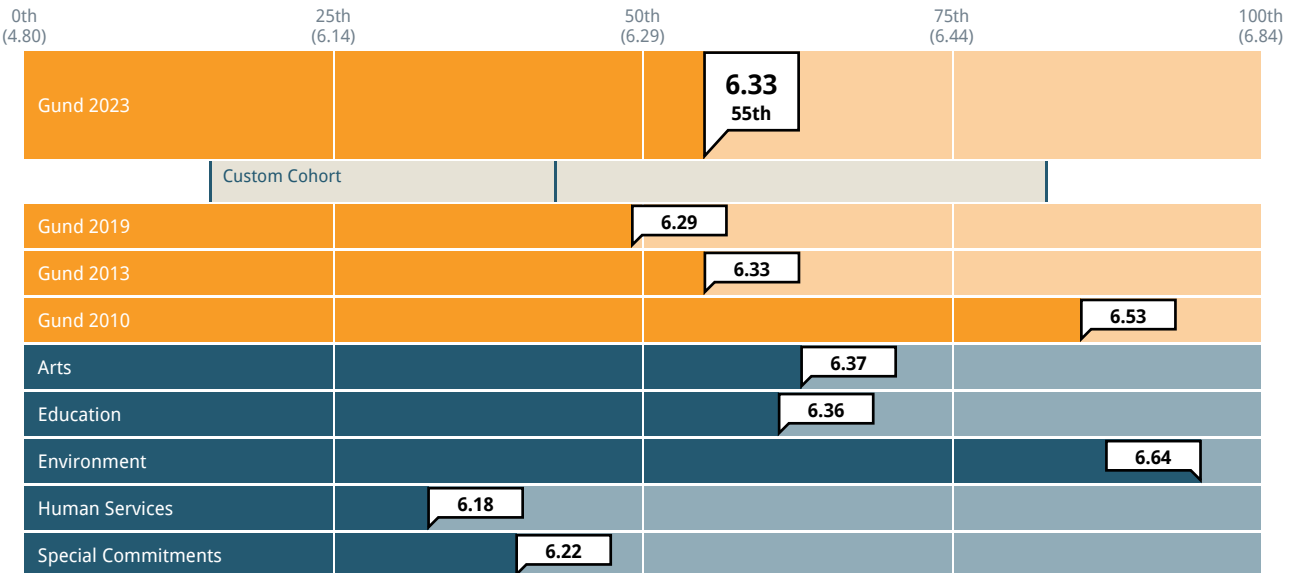


Subgroup: Program Area

## Funder-Grantee Relationships

### How comfortable do you feel approaching this funder if a problem arises?

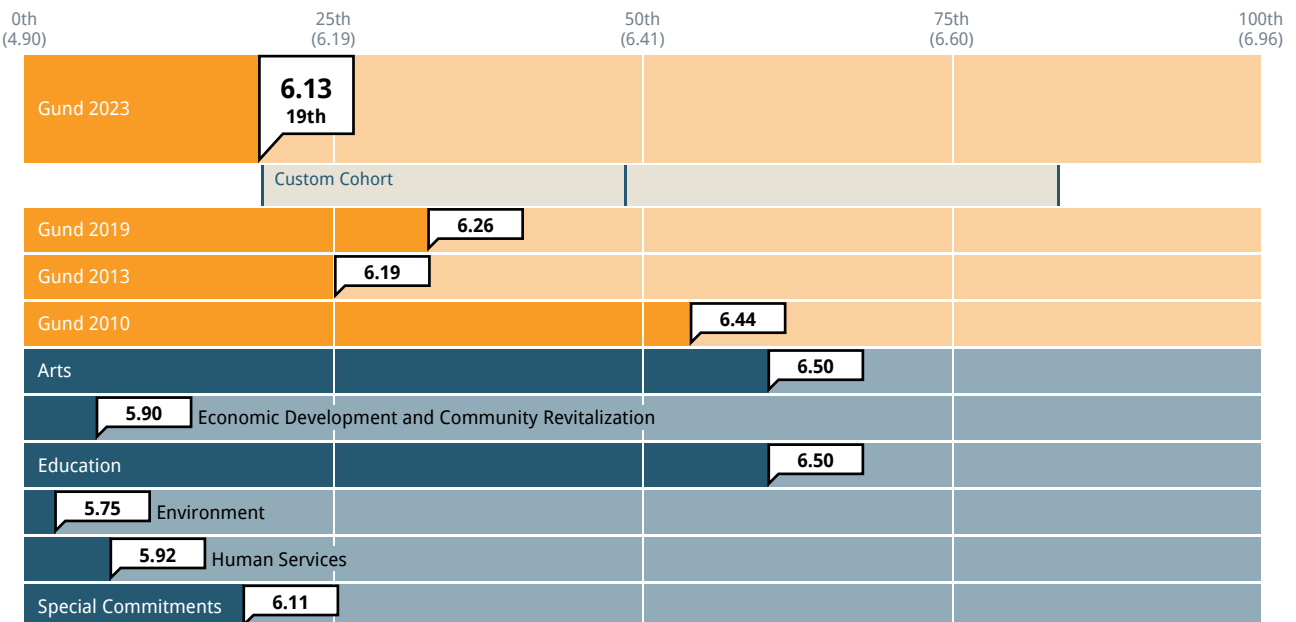
1 = Not at all comfortable 7 = Extremely comfortable



Cohort: Custom Cohort Past results: on Subgroup: Program Area

### Overall, how responsive was Funder staff?

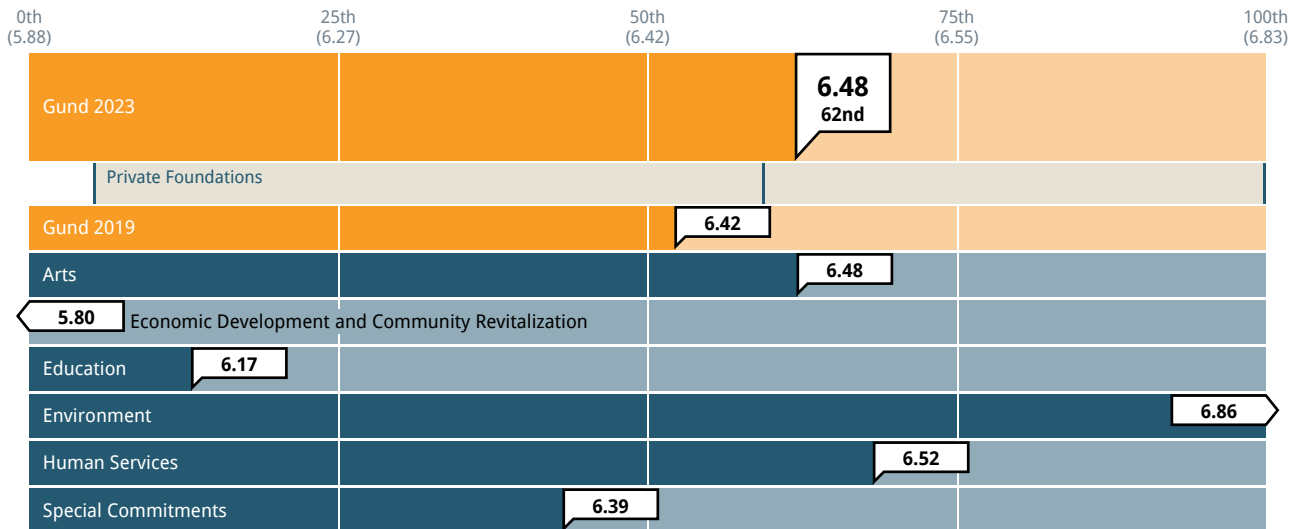
1 = Not at all responsive 7 = Extremely responsive



Cohort: Custom Cohort Past results: on Subgroup: Program Area

**To what extent did this funder exhibit trust in your organization's staff during this grant?**

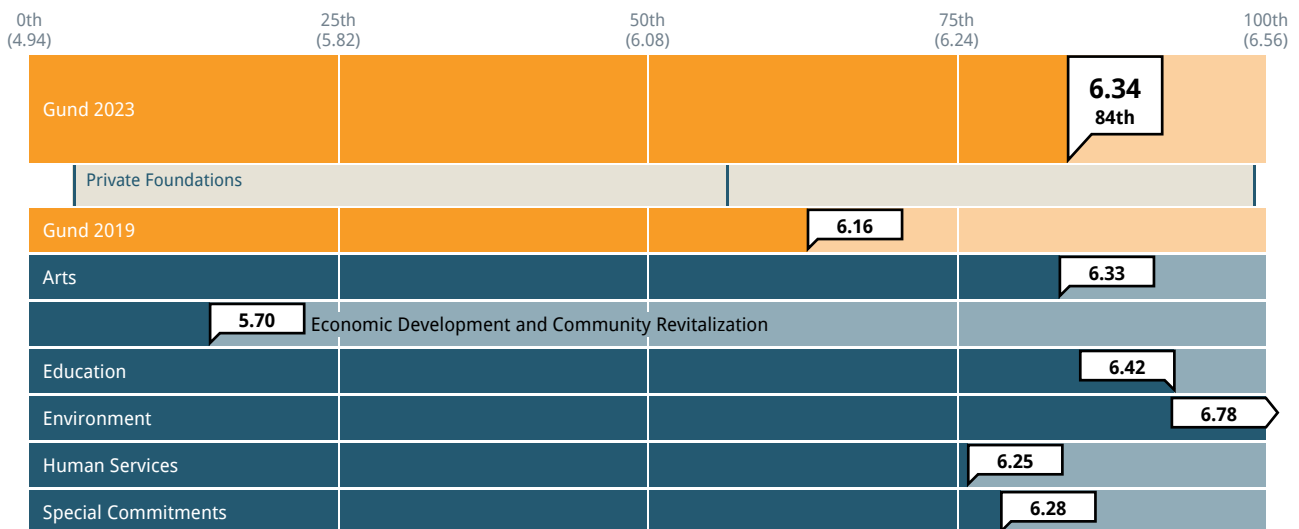
1 = Not at all    4 = Somewhat    7 = To a great extent



Cohort: Private Foundations    Past results: on    Subgroup: Program Area

**To what extent did this funder exhibit candor about this funder's perspectives on your work during this grant?**

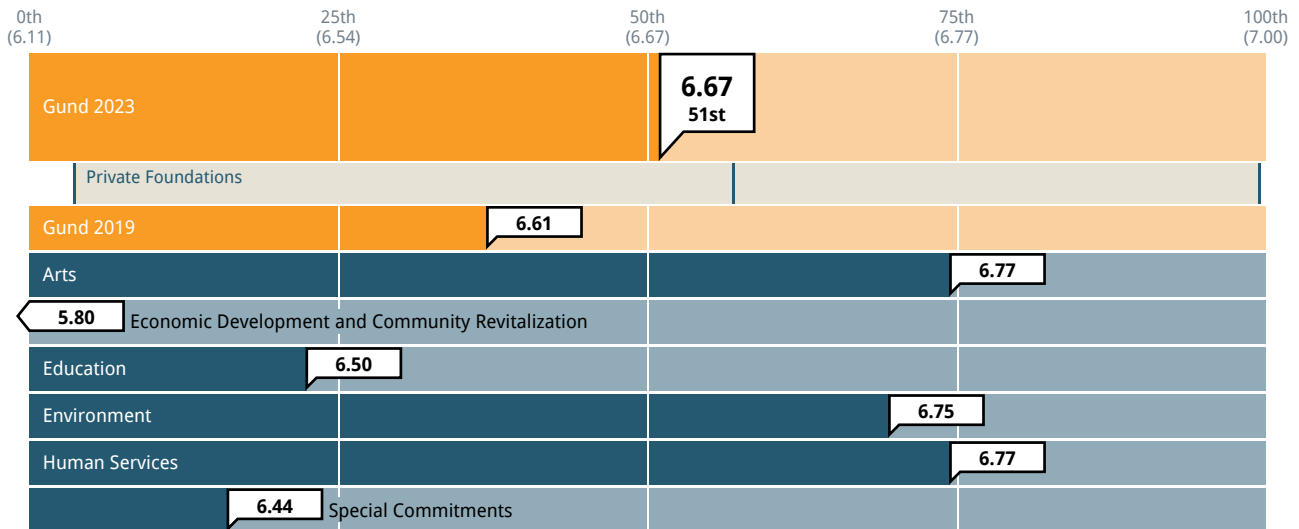
1 = Not at all    4 = Somewhat    7 = To a great extent



Cohort: Private Foundations    Past results: on    Subgroup: Program Area

**To what extent did this funder exhibit respectful interaction during this grant?**

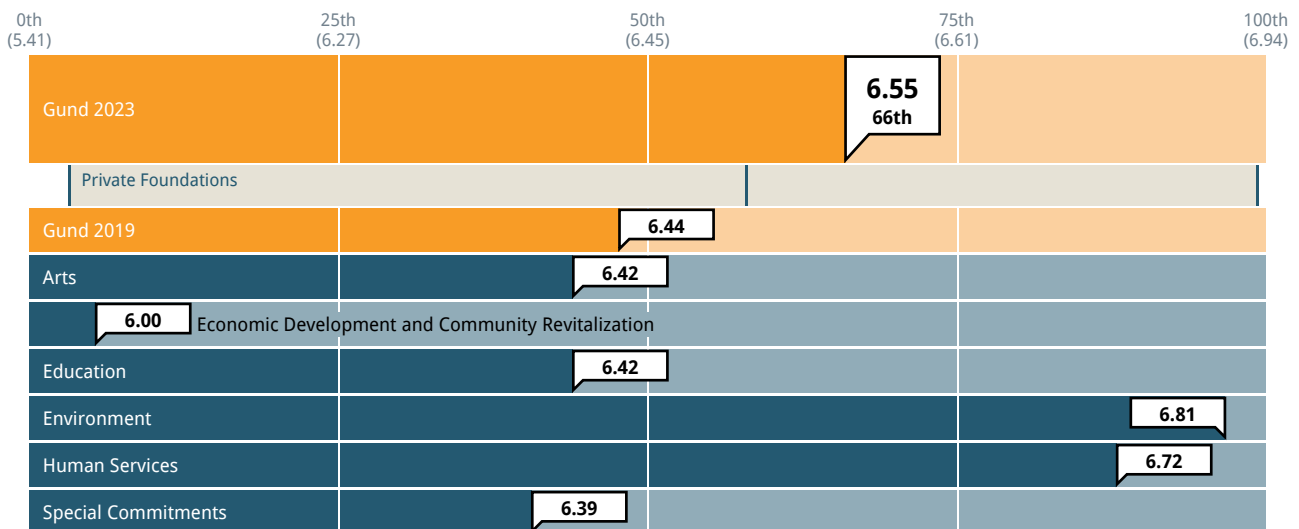
1 = Not at all    4 = Somewhat    7 = To a great extent



Cohort: Private Foundations    Past results: on    Subgroup: Program Area

**To what extent did this funder exhibit compassion for those affected by your work during this grant?**

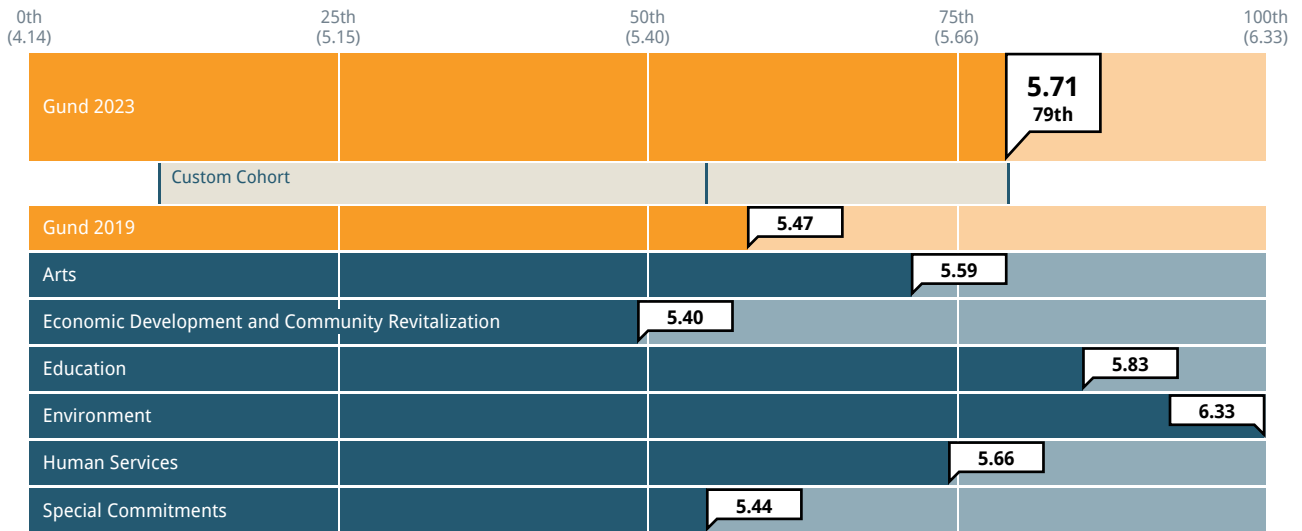
1 = Not at all    4 = Somewhat    7 = To a great extent



Cohort: Private Foundations    Past results: on    Subgroup: Program Area

**To what extent is this funder open to ideas from grantees about its strategy?**

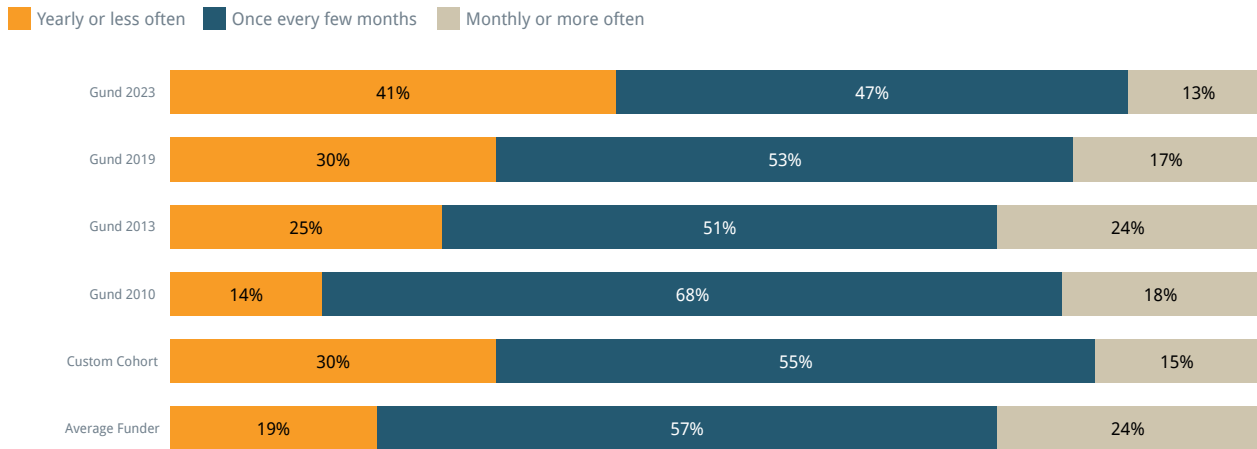
1 = Not at all 7 = To a great extent



Cohort: Custom Cohort Past results: on Subgroup: Program Area

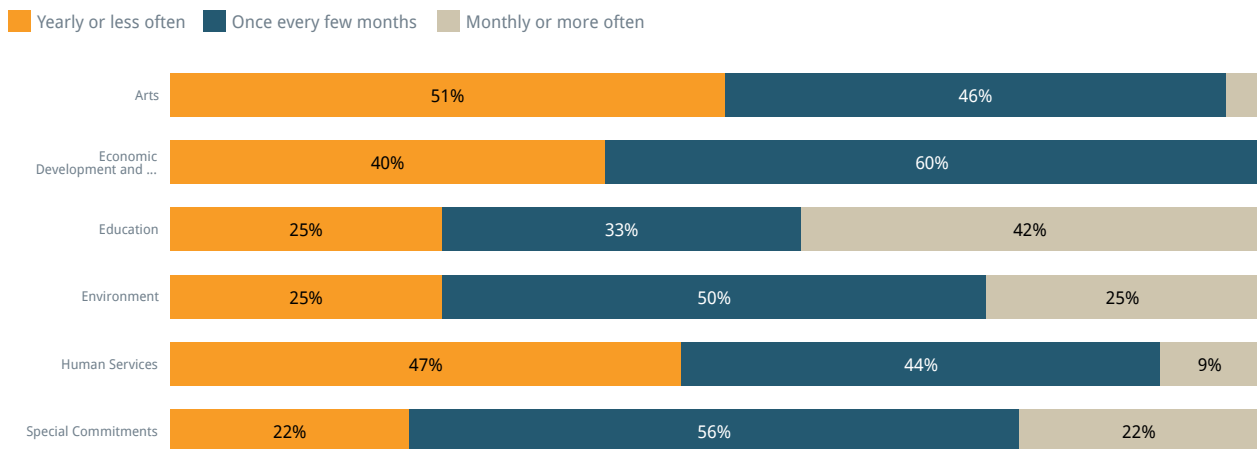
## Interaction Patterns

### How often do/did you have contact with your Program Directors during this grant?



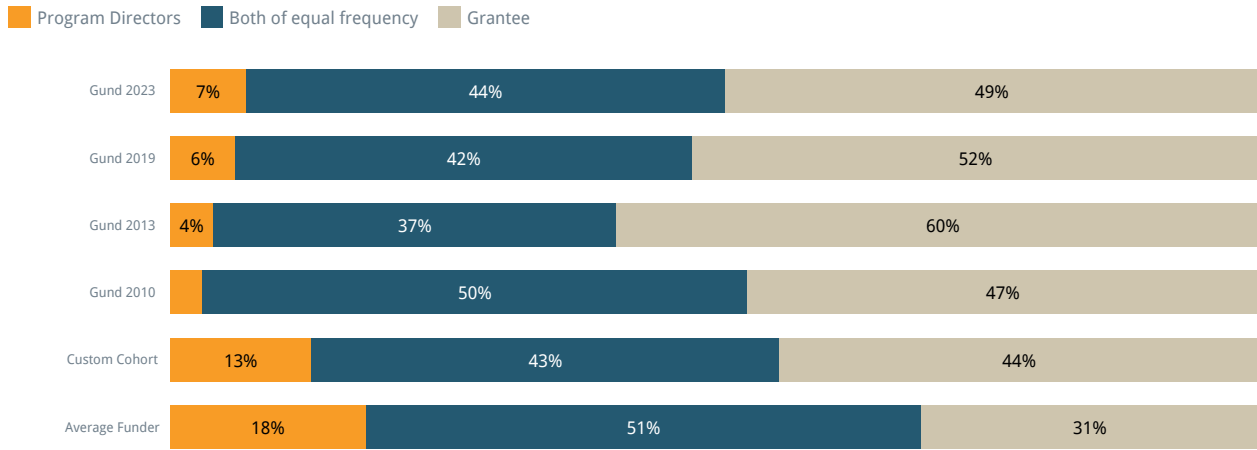
Cohort: Custom Cohort Past results: on

### How often do/did you have contact with your Program Directors during this grant? - By Subgroup



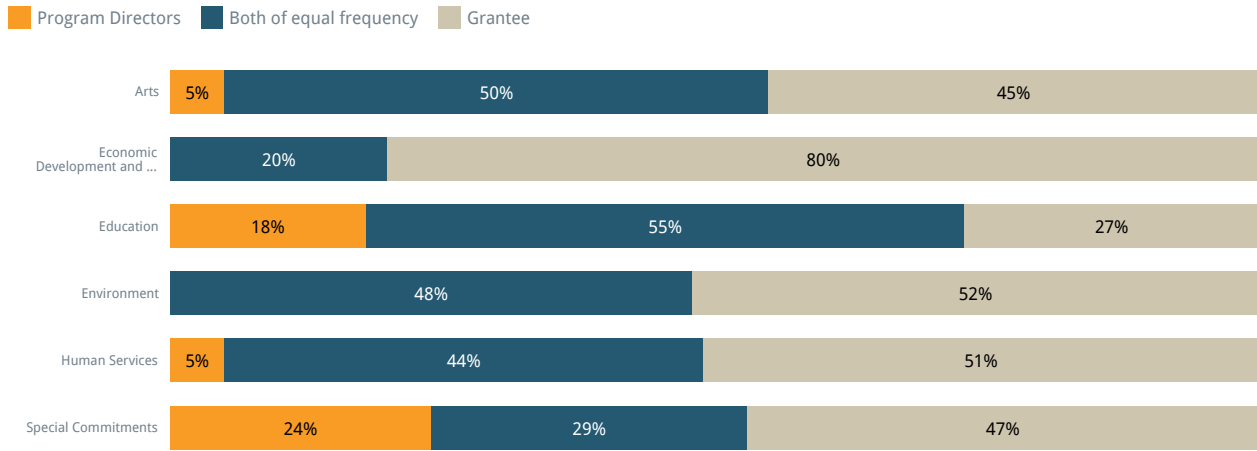
Subgroup: Program Area

**Who most frequently initiated the contact you had with your Program Directors during this grant?**



Cohort: Custom Cohort Past results: on

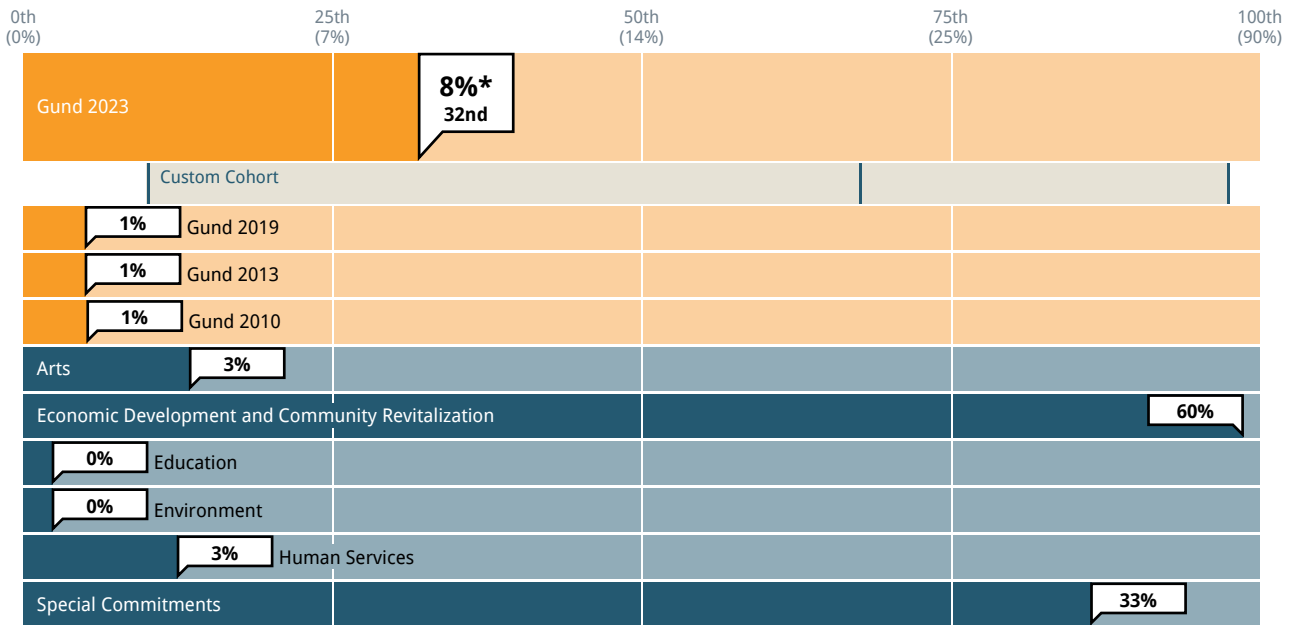
**Who most frequently initiated the contact you had with your Program Directors during this grant? - By Subgroup**



Subgroup: Program Area

### Has your main contact at this funder changed in the past six months?

Proportion of grantees responding 'Yes'



Cohort: Custom Cohort Past results: on Subgroup: Program Area

Please note that CEP recently modified the following question. The prior question was: "At any point during this grant, including the selection process, did the Foundation staff visit your offices or programs?" The question anchors have not been modified.

### At any point during this grant, including the selection process, did Funder staff conduct a site visit?

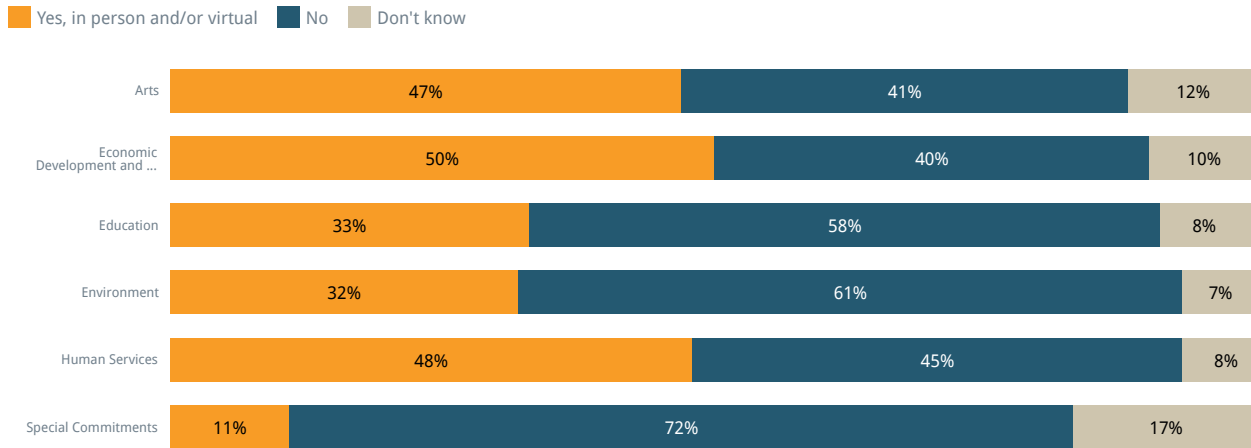
Yes, in person and/or virtual No Don't know



Cohort: Private Foundations Past results: on



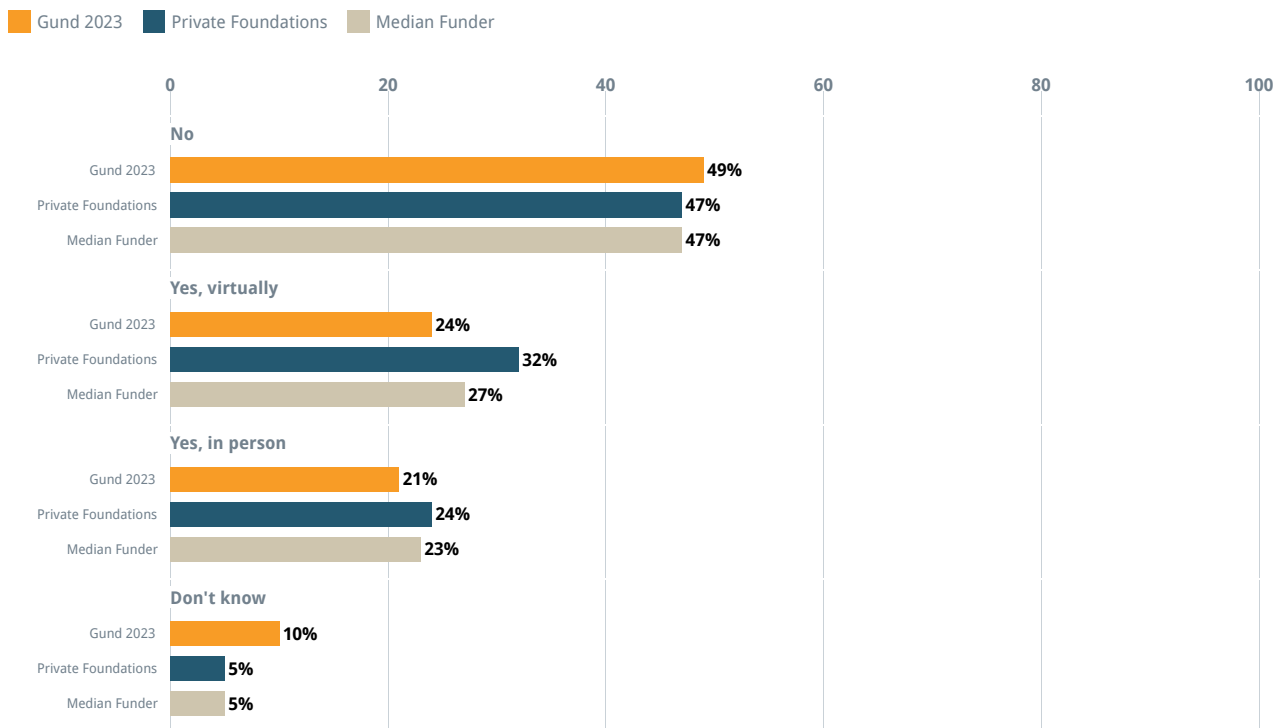
**At any point during this grant, including the selection process, did Funder staff conduct a site visit? - By Subgroup**



Subgroup: Program Area

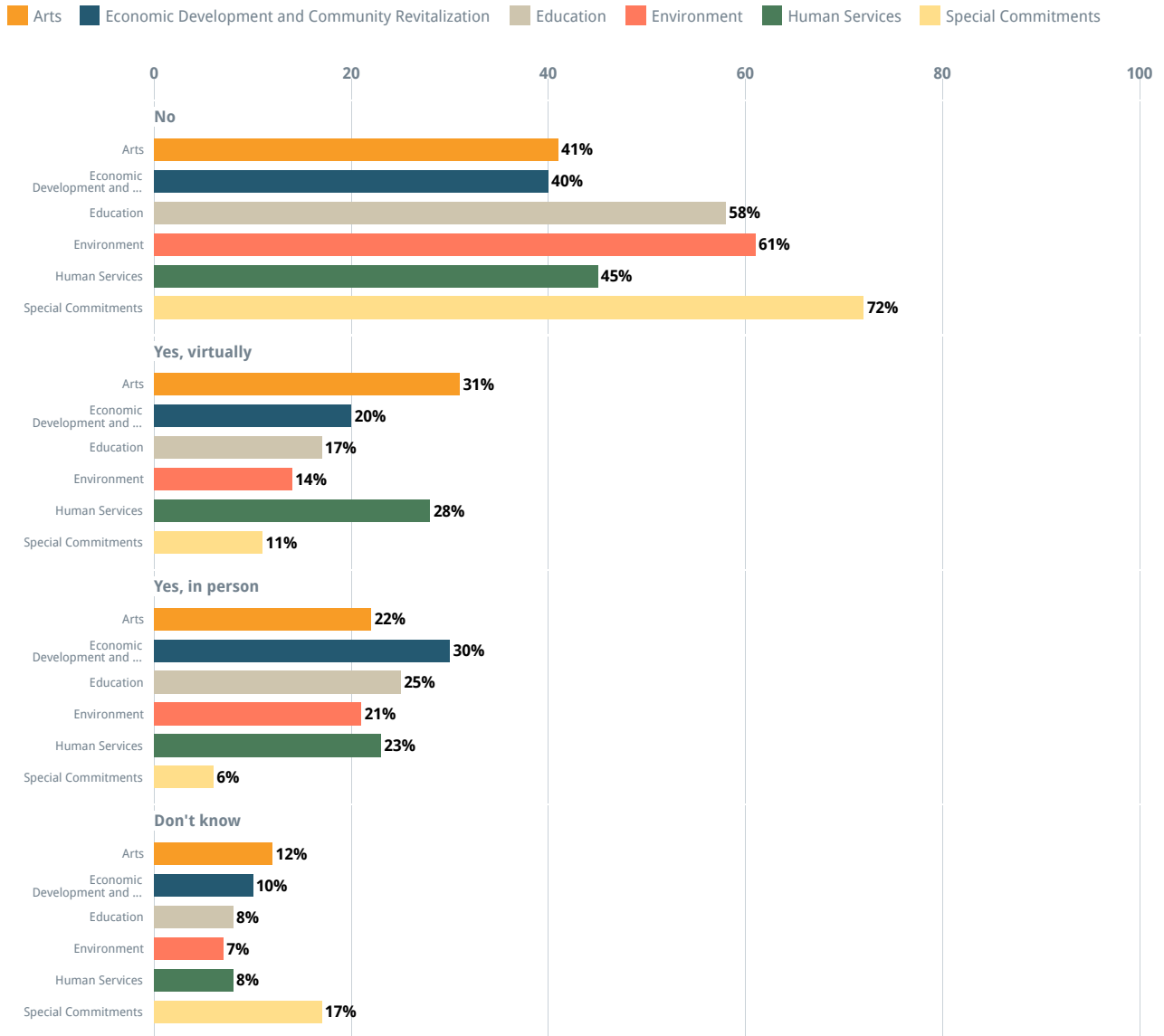
In the survey, respondents were asked the site visit question in a check-all-that-apply format. Therefore, the following charts provide greater detail on the previous site visit question.

**At any point during this grant, including the selection process, did Funder staff conduct a site visit?**



Cohort: Private Foundations Past results: on

**At any point during this grant, including the selection process, did Funder staff conduct a site visit? - By Subgroup**

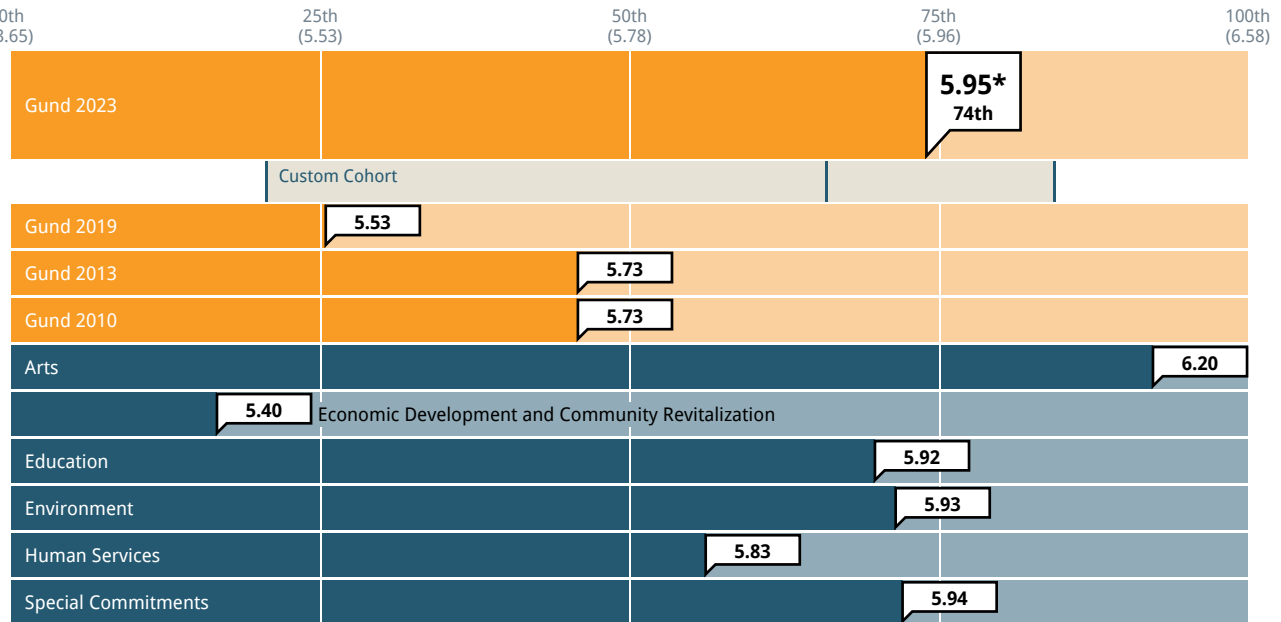


Subgroup: Program Area

## Communication

### How clearly has this funder communicated its goals and strategy to you?

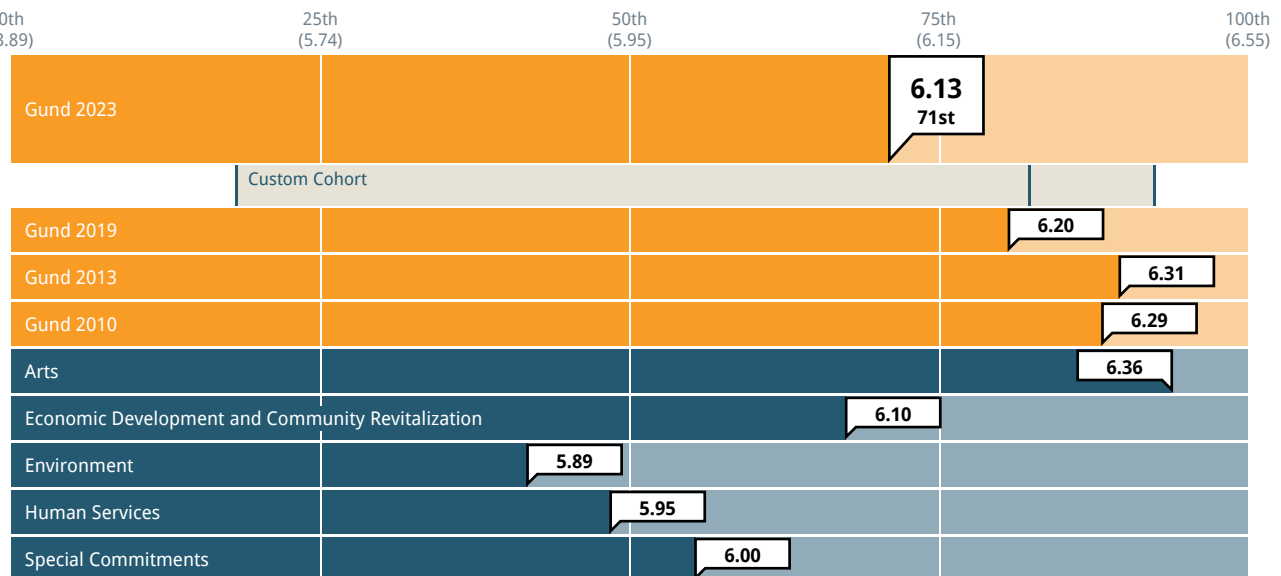
1 = Not at all clearly    7 = Extremely clearly



Cohort: Custom Cohort    Past results: on    Subgroup: Program Area

### How consistent was the information provided by different communication resources, both personal and written, that you used to learn about this funder?

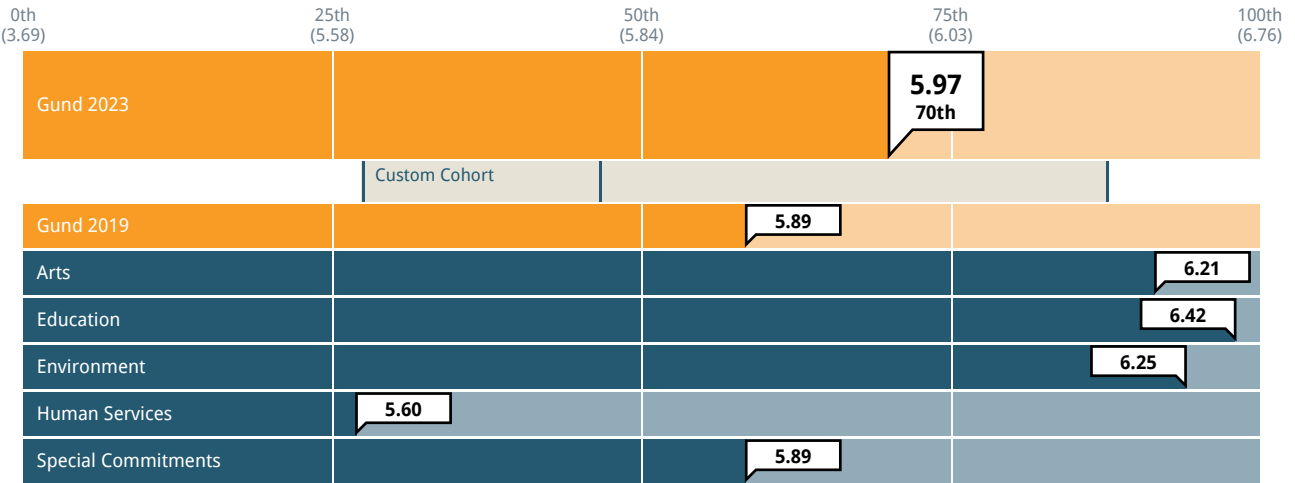
1 = Not at all consistent    7 = Completely consistent



Cohort: Custom Cohort    Past results: on    Subgroup: Program Area

**Overall, how transparent is this funder with your organization?**

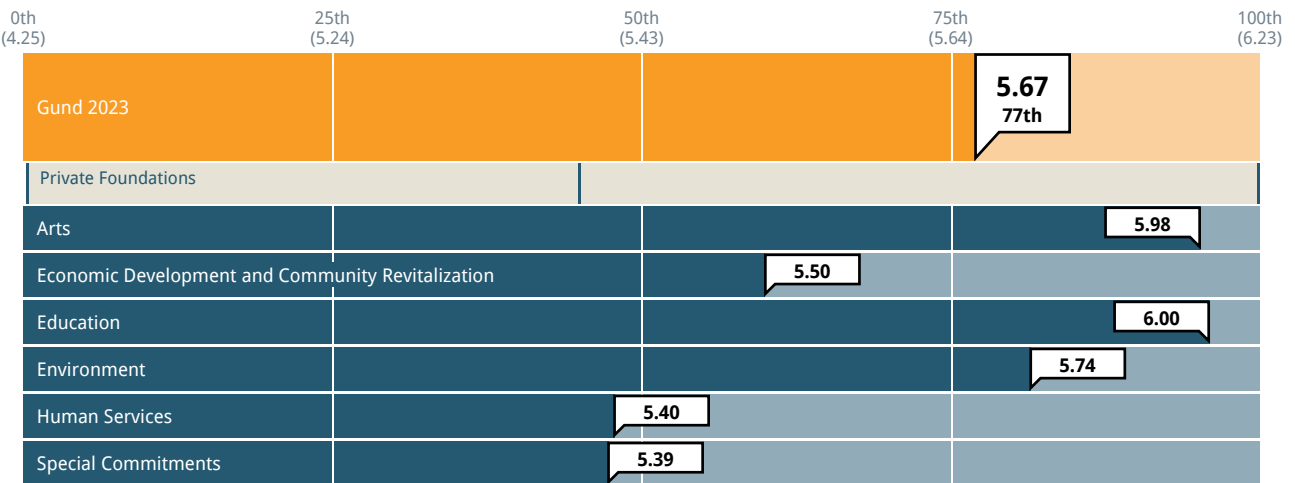
1 = Not at all transparent    7 = Extremely transparent



Cohort: Custom Cohort    Past results: on    Subgroup: Program Area

**How well do you understand the way in which the work funded by this grant fits into this funder's broader efforts?**

1 = Limited understanding    7 = Thorough understanding

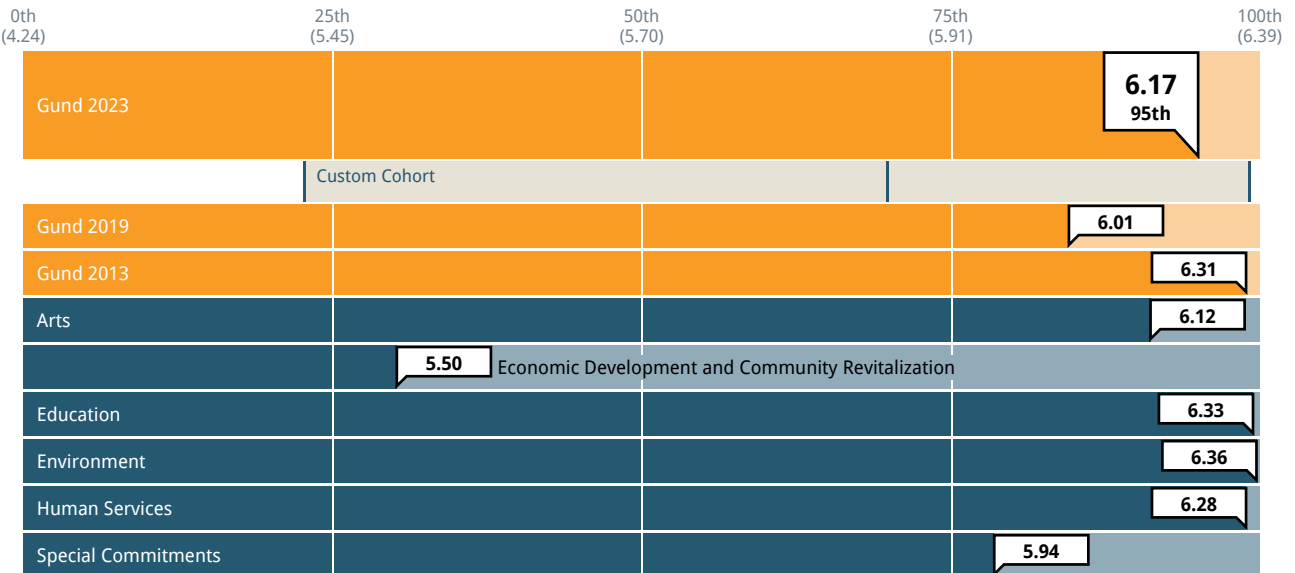


Cohort: Private Foundations    Past results: on    Subgroup: Program Area

## Contextual Understanding

How well does this funder understand the social, cultural, or socioeconomic factors that affect your work?

1 = Limited understanding 7 = Thorough understanding

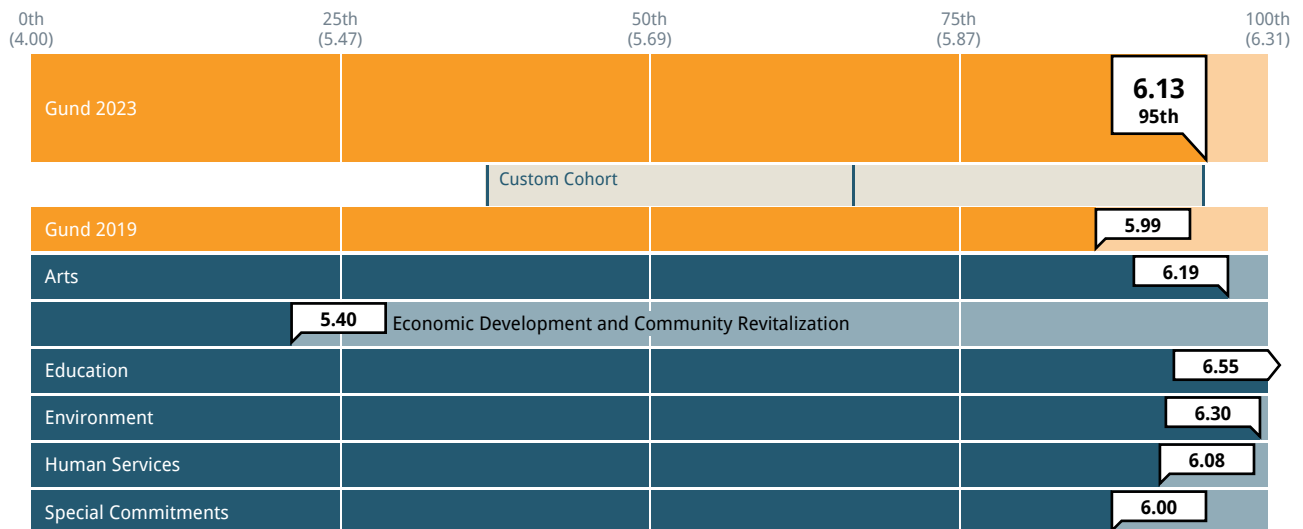


Cohort: Custom Cohort Past results: on Subgroup: Program Area

In the following questions, we use the phrase “the people and communities that you serve” to refer to those your organization seeks to serve through the services and/or programs it provides.

How well does this funder understand the needs of the people and communities that you serve?

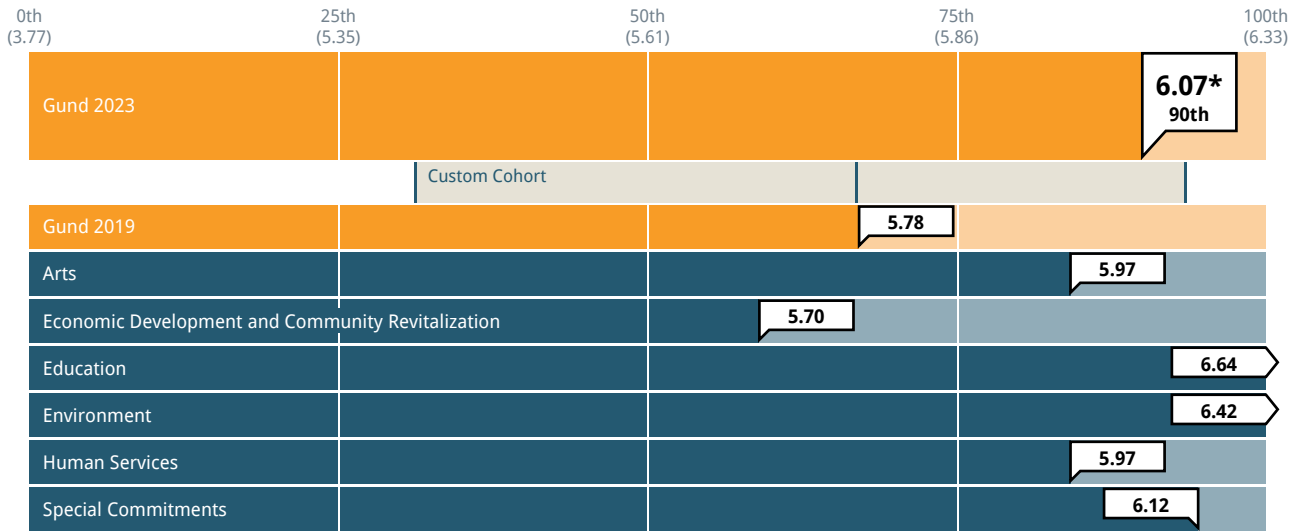
1 = Limited understanding 7 = Thorough understanding



Cohort: Custom Cohort Past results: on Subgroup: Program Area

**To what extent do this funder's funding priorities reflect a deep understanding of the needs of the people and communities that you serve?**

1 = Not at all    7 = To a great extent



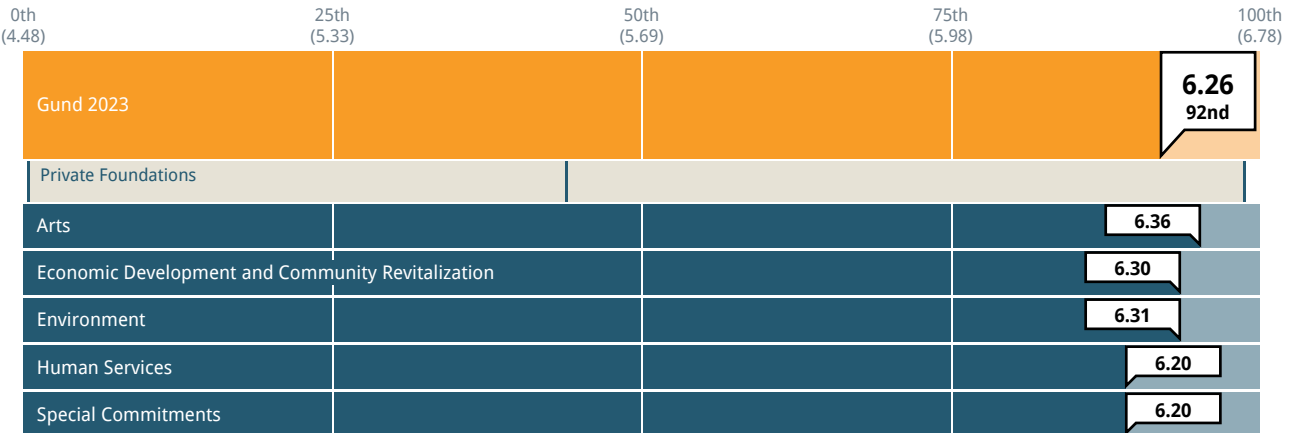
Cohort: Custom Cohort    Past results: on    Subgroup: Program Area

## Diversity, Equity, and Inclusion

Please rate the extent to which you agree or disagree with the following statements about diversity, equity, and inclusion:

### The Gund Foundation has clearly communicated what diversity, equity, and inclusion means for its work

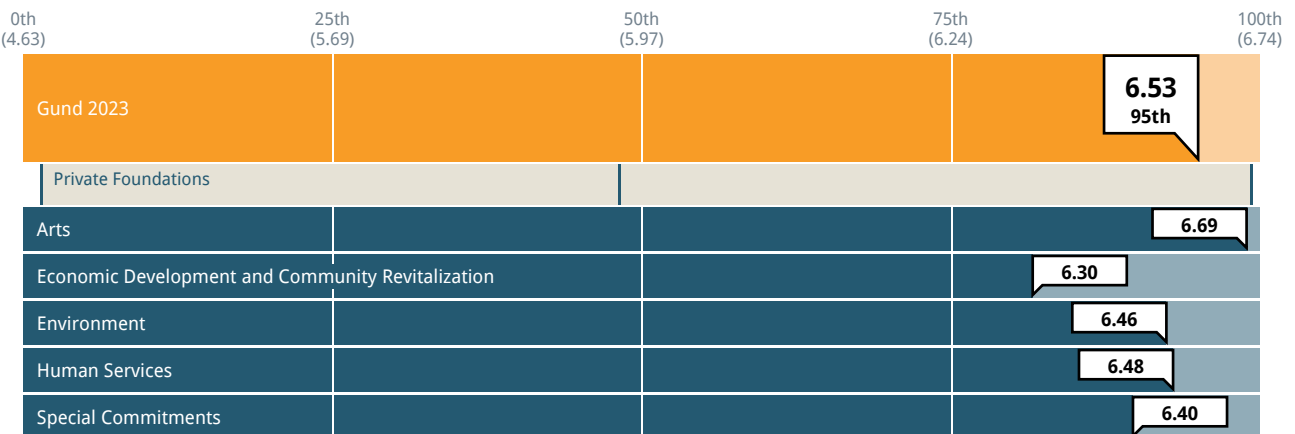
1 = Strongly disagree    4 = Neither agree nor disagree    7 = Strongly agree



Cohort: Private Foundations    Past results: on    Subgroup: Program Area

### Overall, this funder demonstrates an explicit commitment to diversity, equity, and inclusion in its work

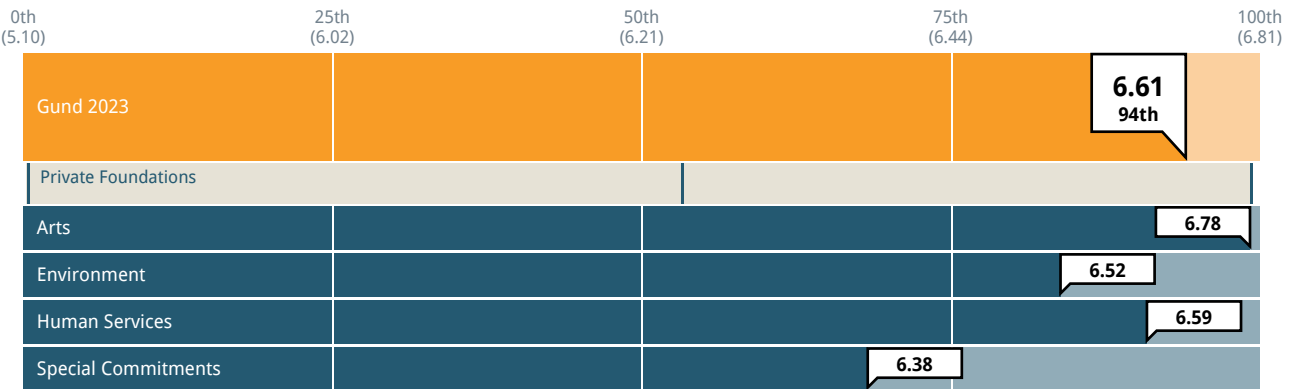
1 = Strongly disagree    4 = Neither agree nor disagree    7 = Strongly agree



Cohort: Private Foundations    Past results: on    Subgroup: Program Area

**Overall, most staff I have interacted with at this funder embody a strong commitment to diversity, equity, and inclusion**

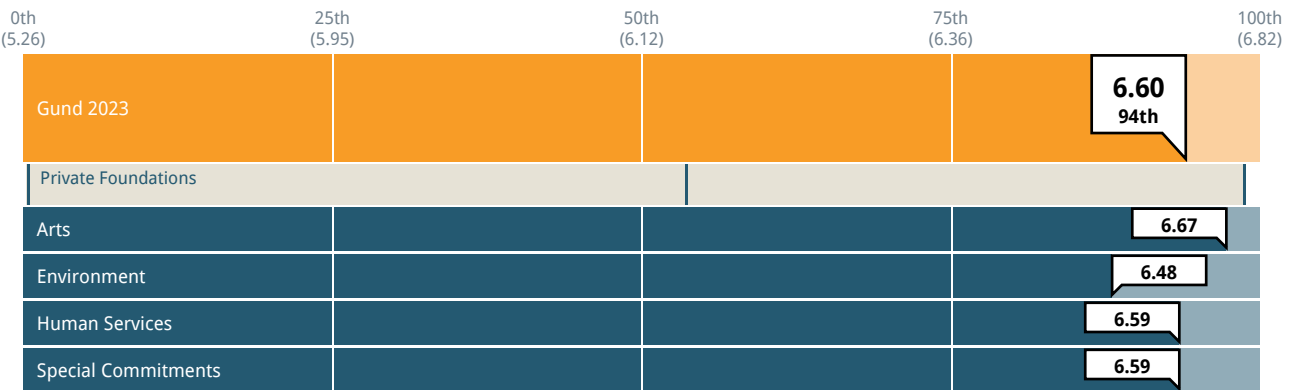
1 = Strongly disagree    4 = Neither agree nor disagree    7 = Strongly agree



Cohort: Private Foundations    Past results: on    Subgroup: Program Area

**I believe that this funder is committed to combatting racism**

1 = Strongly disagree    4 = Neither agree nor disagree    7 = Strongly agree



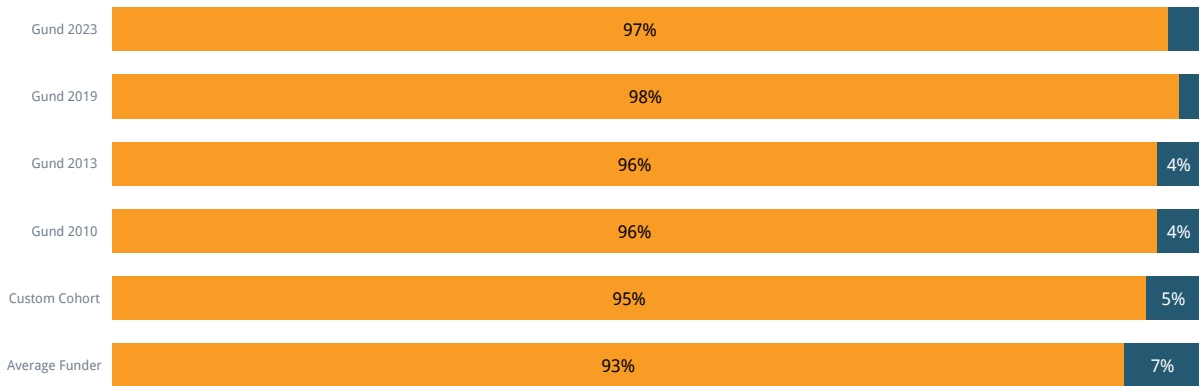
Cohort: Private Foundations    Past results: on    Subgroup: Program Area



## Grant Processes

### Did you submit a proposal to this funder for this grant?

Submitted a proposal    Did not submit a proposal



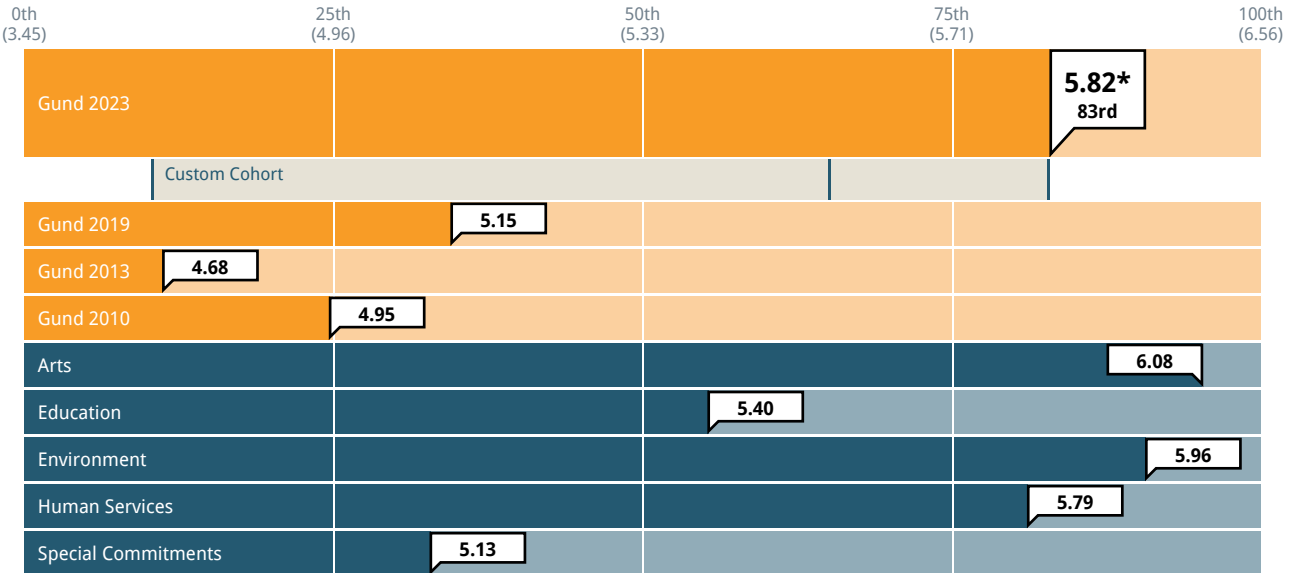
Cohort: Custom Cohort    Past results: on

## Selection Process

Please note that CEP modified the following question in 2022. The prior question text was: "How helpful was participating in the Foundation's selection process in strengthening the organization/program funded by the grant?" The corresponding anchors were "not at all helpful" and "extremely helpful."

**To what extent was this funder's selection process a helpful opportunity to strengthen the efforts funded by the grant?**

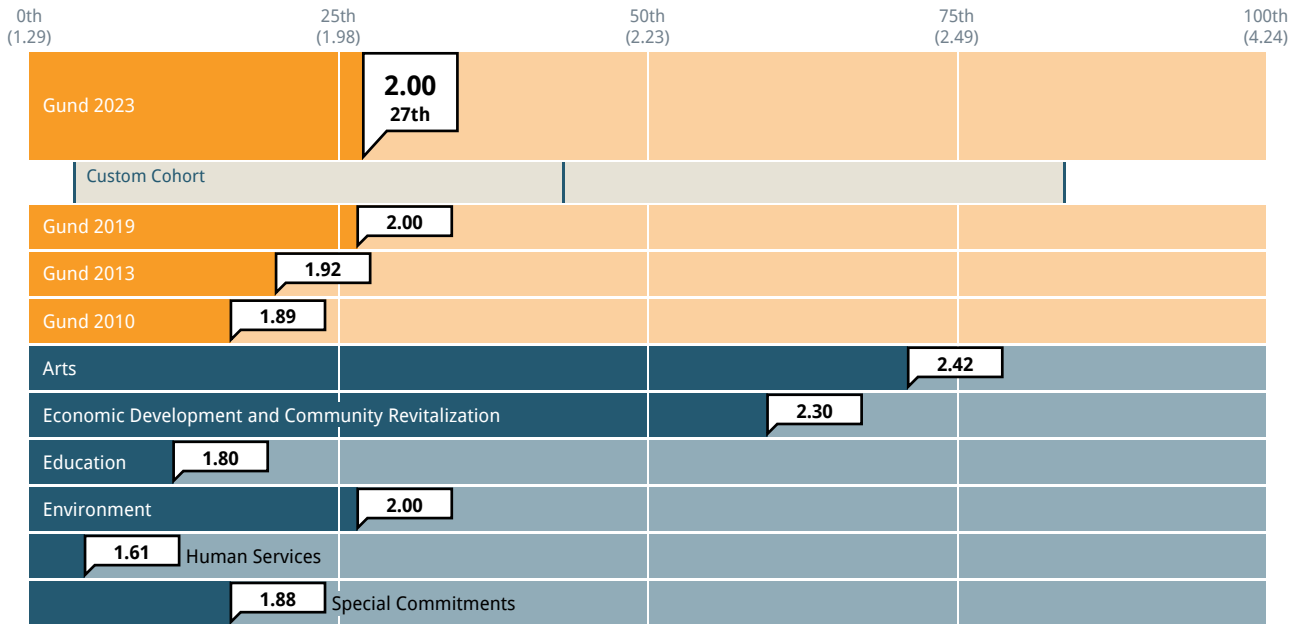
1 = Not at all    7 = To a great extent



Cohort: Custom Cohort    Past results: on    Subgroup: Program Area

**As you developed your grant proposal, how much pressure did you feel to modify your organization's priorities in order to create a grant proposal that was likely to receive funding?**

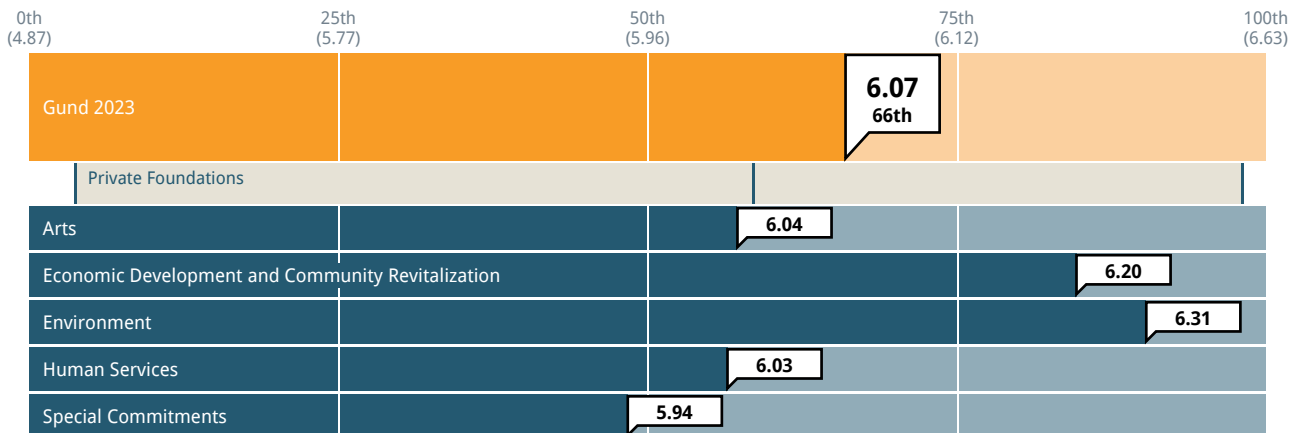
1 = No pressure    7 = Significant pressure



Cohort: Custom Cohort    Past results: on    Subgroup: Program Area

**To what extent was this funder's selection process an appropriate level of effort given the amount of funding received?**

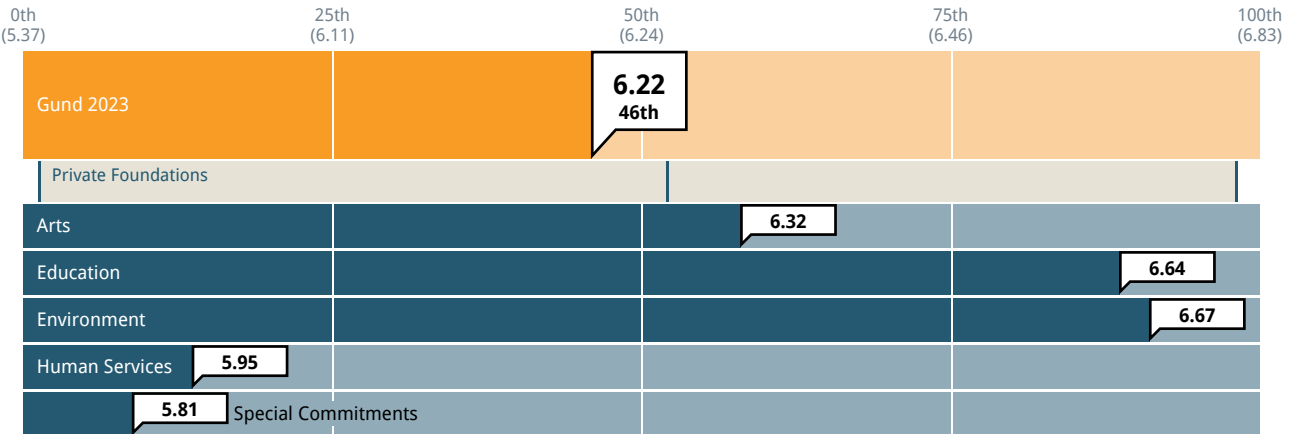
1 = Not at all    7 = To a great extent



Cohort: Private Foundations    Past results: on    Subgroup: Program Area

**To what extent was this funder clear and transparent about the selection process requirements and timelines?**

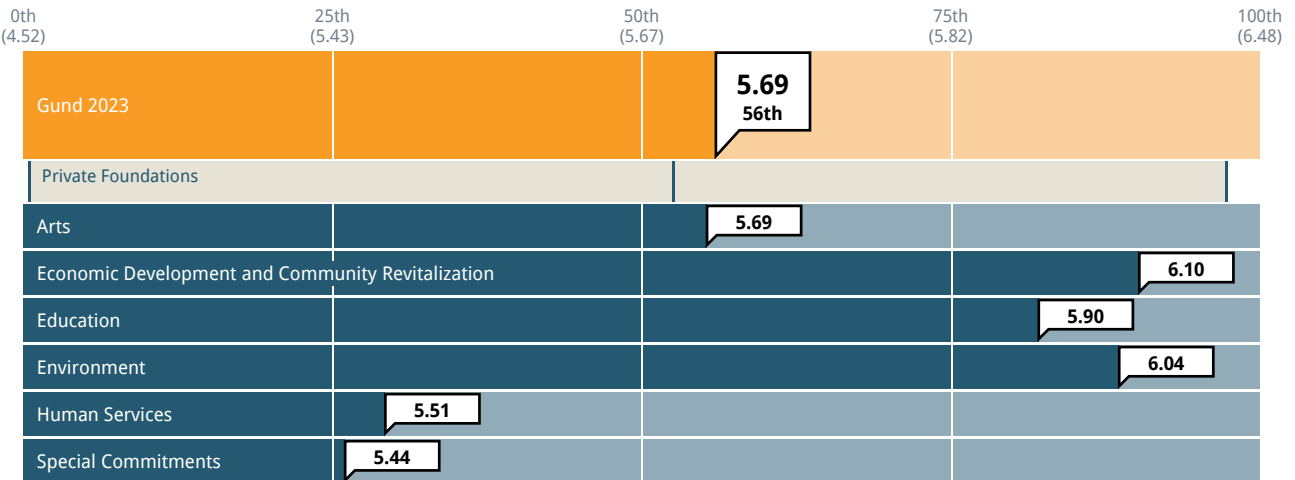
1 = Not at all 7 = To a great extent



Cohort: Private Foundations Past results: on Subgroup: Program Area

**To what extent was this funder clear and transparent about the criteria this funder uses to decide whether a proposal would be funded or declined?**

1 = Not at all 7 = To a great extent



Cohort: Private Foundations Past results: on Subgroup: Program Area

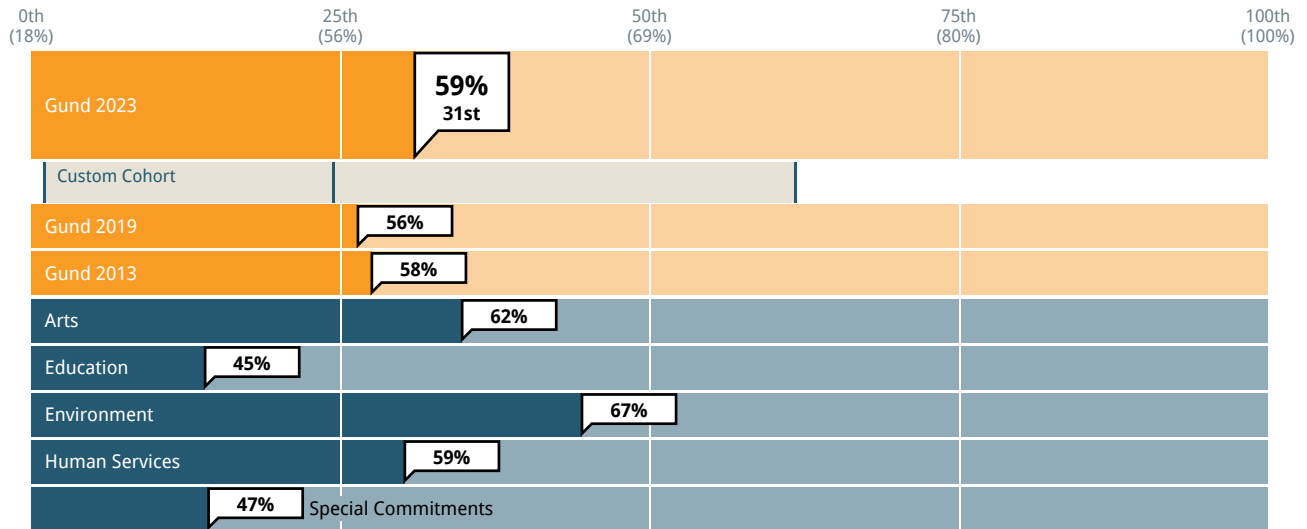
## Reporting and Evaluation Process

### Definition of Reporting and Evaluation

- "Reporting" - Gund's standard oversight, monitoring, and grant reporting.
- "Evaluation" - formal activities *beyond reporting* undertaken by Gund to assess or learn about a grant, a program, or Gund's efforts.

**At any point during the proposal or the grant period, did this funder and your organization exchange ideas regarding how your organization would assess the results of the work funded by this grant?**

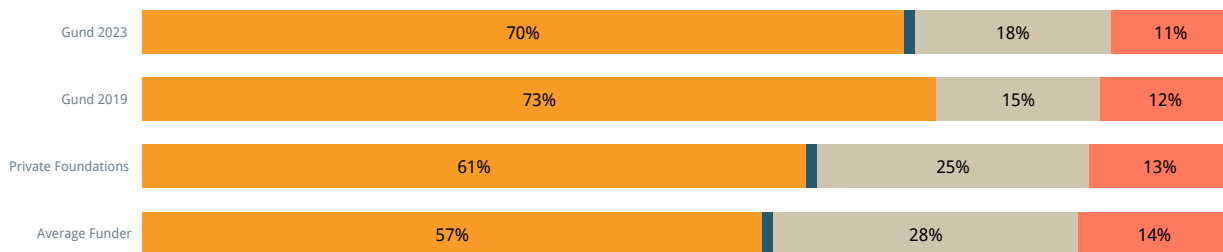
Proportion of grantees responding 'Yes'



Cohort: Custom Cohort Past results: on Subgroup: Program Area

### Participation in Reporting and/or Evaluation Processes

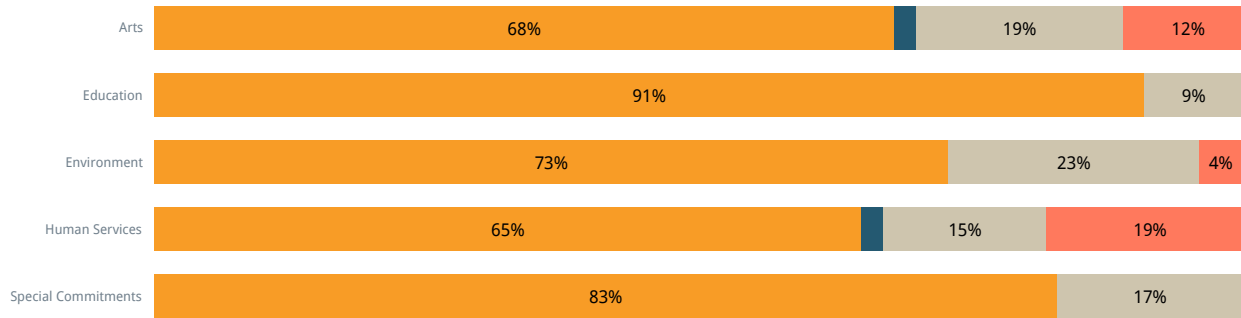
- Participated in a reporting process only
- Participated in an evaluation process only
- Participated in both a reporting and an evaluation process
- Participated in neither a reporting nor an evaluation process



Cohort: Private Foundations Past results: on

**Participation in Reporting and/or Evaluation Processes - By Subgroup**

■ Participated in a reporting process only 
 ■ Participated in an evaluation process only 
 ■ Participated in both a reporting and an evaluation process 
 ■ Participated in neither a reporting nor an evaluation process



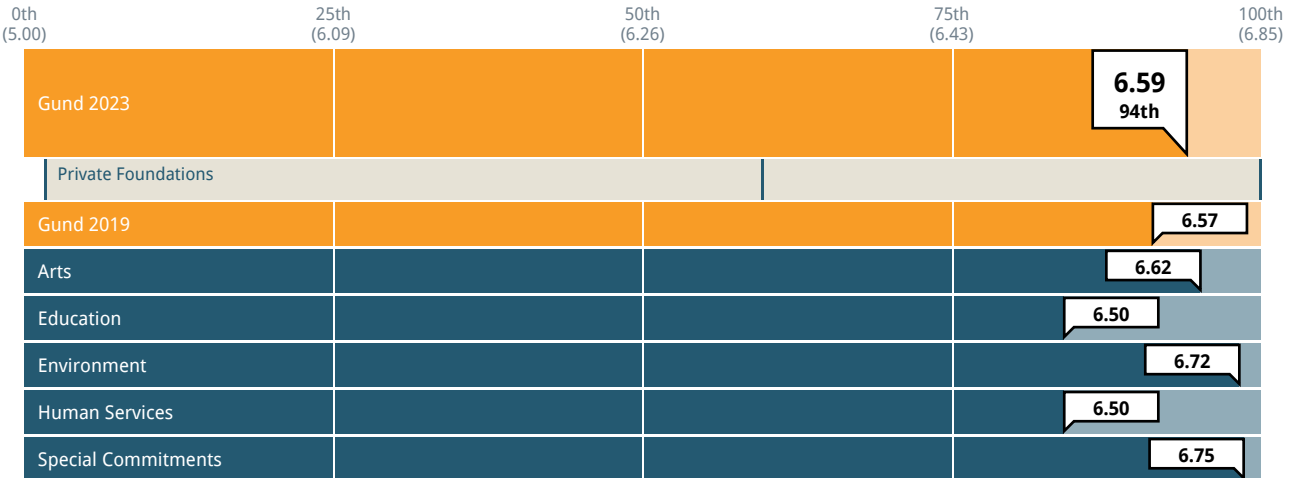
**Subgroup:** Program Area

## Reporting Process

The following questions were only asked of grantees that indicated having participated in a reporting process. See the "Reporting and Evaluation Process" page for data on the proportion of grantees participating in this process.

### To what extent was this funder's reporting process straightforward?

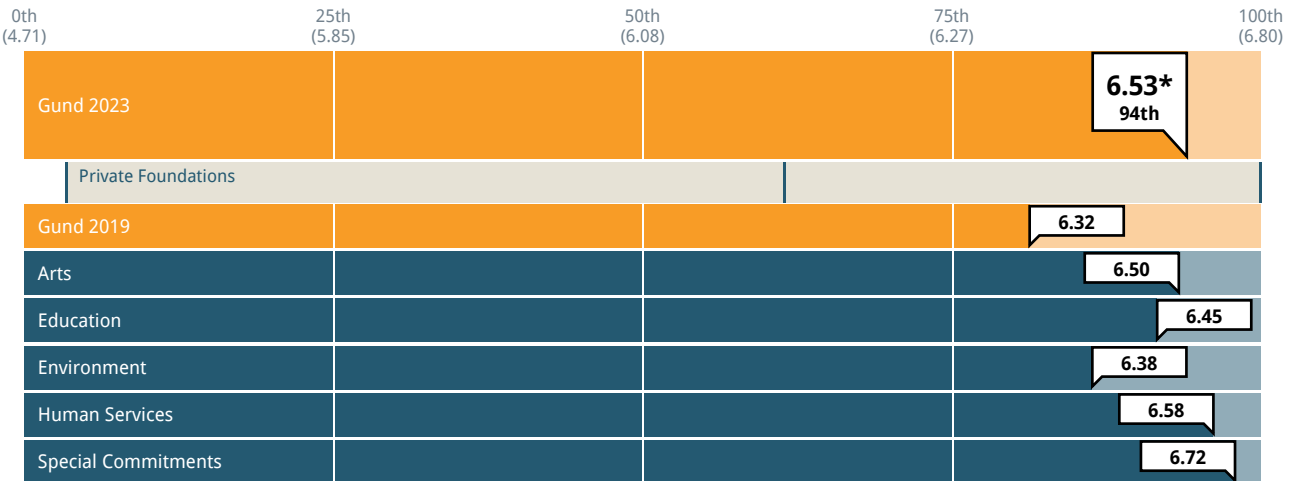
1 = Not at all    7 = To a great extent



Cohort: Private Foundations    Past results: on    Subgroup: Program Area

### To what extent was this funder's reporting process adaptable, if necessary, to fit your circumstances?

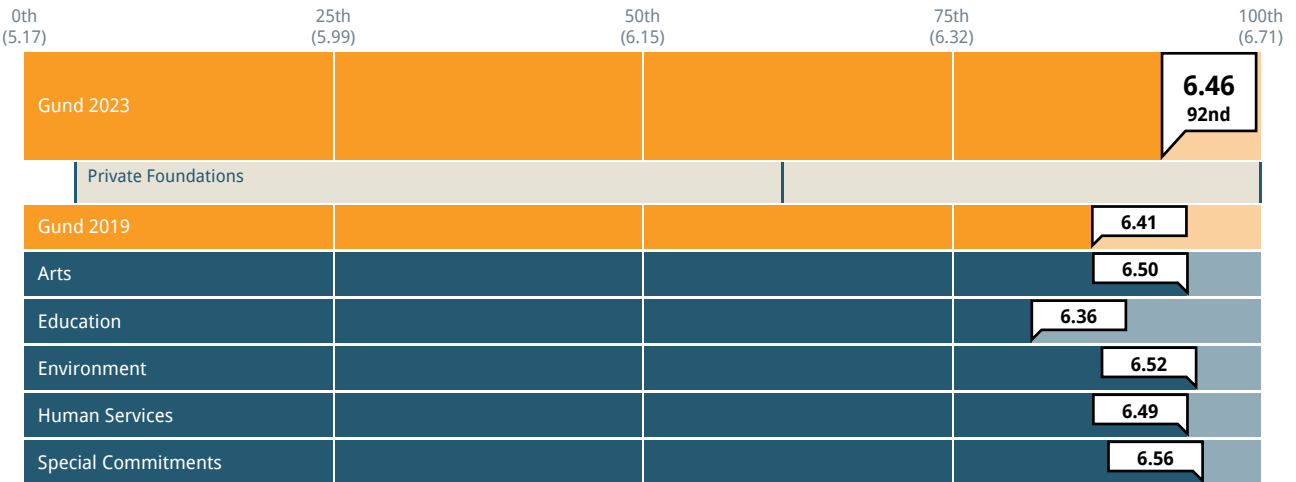
1 = Not at all    7 = To a great extent



Cohort: Private Foundations    Past results: on    Subgroup: Program Area

**To what extent was this funder's reporting process relevant, with questions and measures pertinent to the work funded by this grant?**

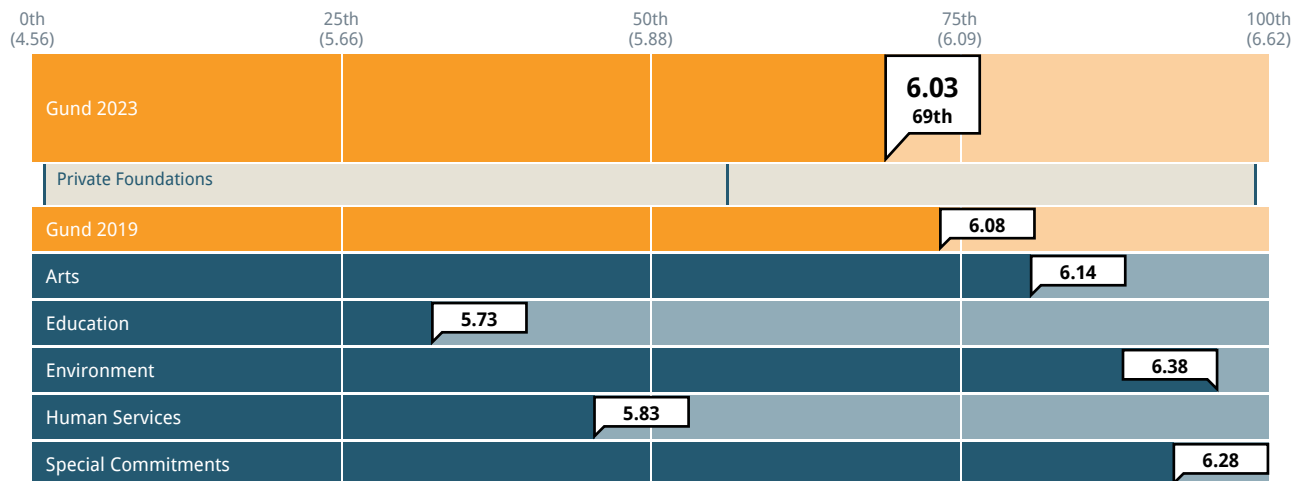
1 = Not at all    7 = To a great extent



Cohort: Private Foundations    Past results: on    Subgroup: Program Area

**To what extent was this funder's reporting process a helpful opportunity for you to reflect and learn?**

1 = Not at all    7 = To a great extent



Cohort: Private Foundations    Past results: on    Subgroup: Program Area

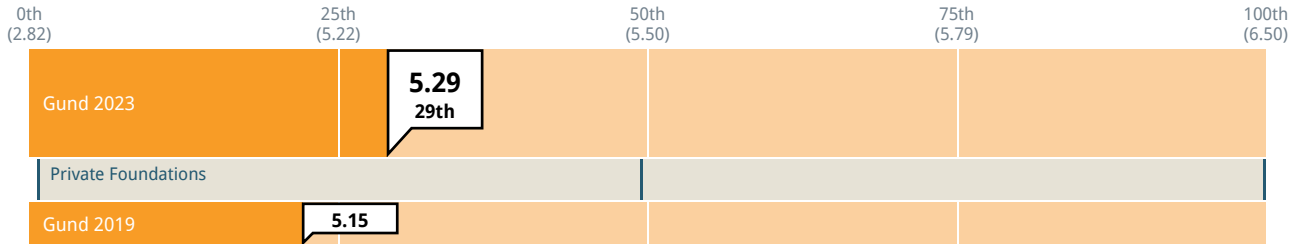


## Evaluation Process

The following questions were only asked of grantees that indicated having participated in an evaluation process. See the "Reporting and Evaluation Process" page for data on the proportion of grantees participating in this process.

### To what extent did the evaluation incorporate input from your organization in the design of the evaluation?

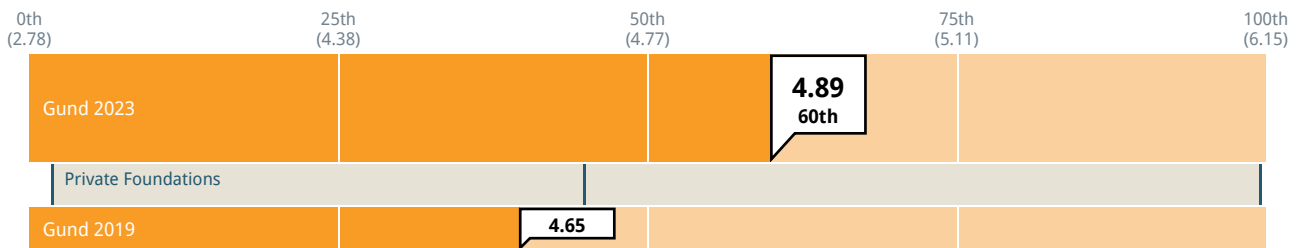
1 = Not at all    7 = To a great extent



Cohort: Private Foundations    Past results: on    Subgroup: Program Area

### To what extent did the evaluation result in your organization making changes to the work that was evaluated?

1 = Not at all    7 = To a great extent



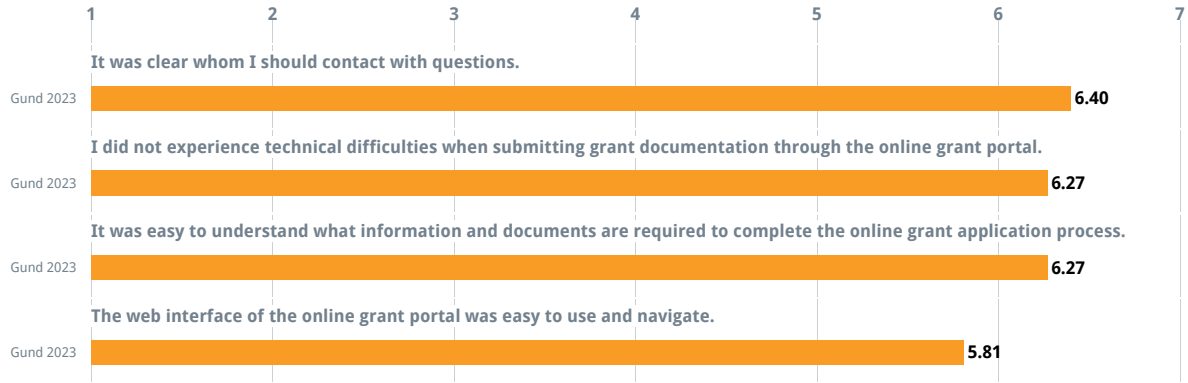
Cohort: Private Foundations    Past results: on    Subgroup: Program Area

## Grant Processes - Customized Questions

How strongly do you agree or disagree with the following statements concerning the online grants portal?

1 = Strongly disagree    4 = Neither agree nor disagree    7 = Strongly agree

Gund 2023

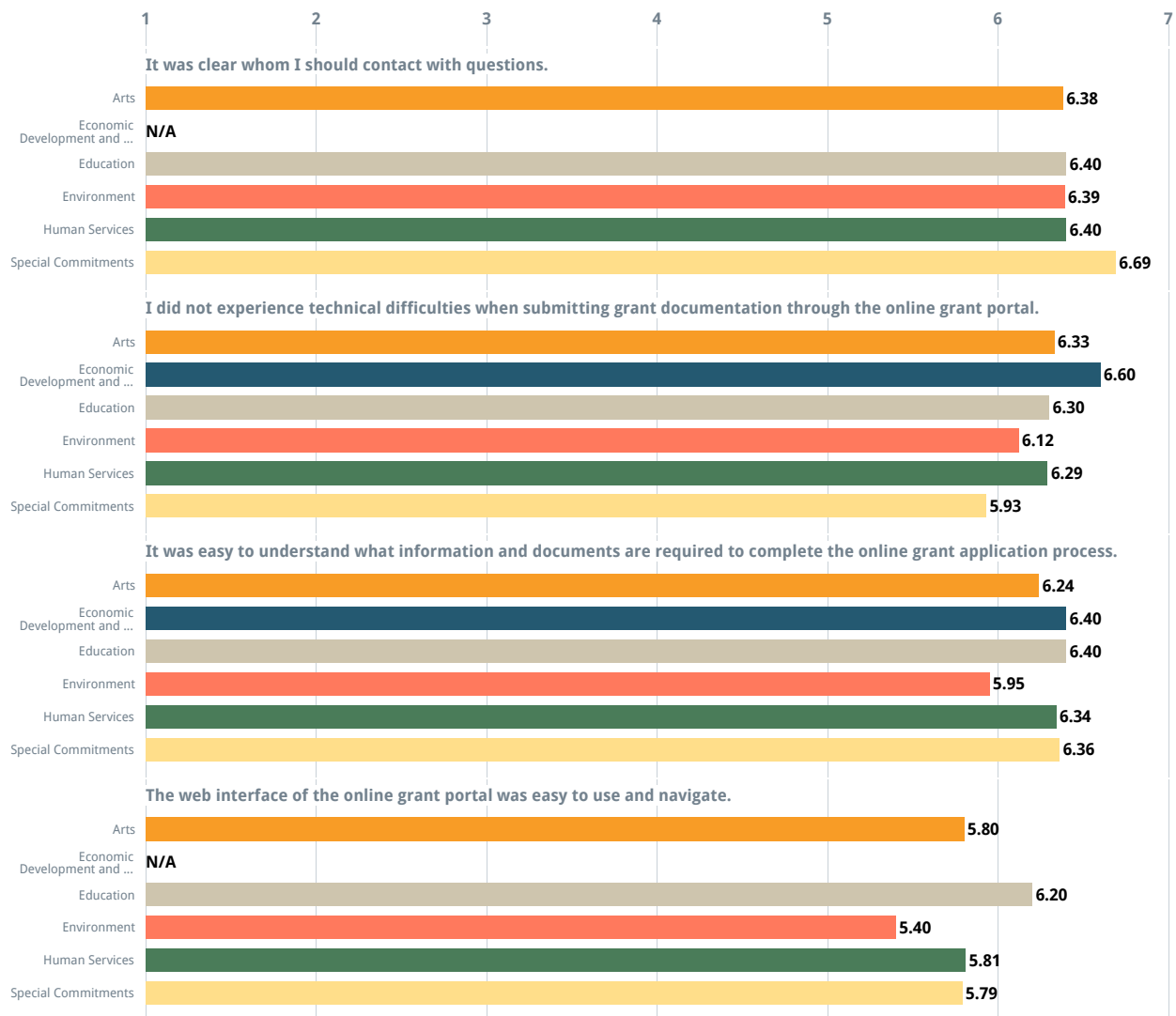


Cohort: None    Past results: on

### How strongly do you agree or disagree with the following statements concerning the online grants portal? - By Subgroup

1 = Strongly disagree    4 = Neither agree nor disagree    7 = Strongly agree

Arts    Economic Development and Community Revitalization    Education    Environment    Human Services    Special Commitments



Subgroup: Program Area

The George Gund Foundation recently changed our reporting requirements for grants. While a narrative report was previously required, grantees can now opt-out of the narrative and simply indicate whether the grant dollars were spent in accordance to their allotted purpose. The intent is to decrease administrative time for grantees and has no repercussions for further funding.

### The George Gund Foundation recently changed our reporting requirements for grants. Please select the option below that best describes your experience with this change:

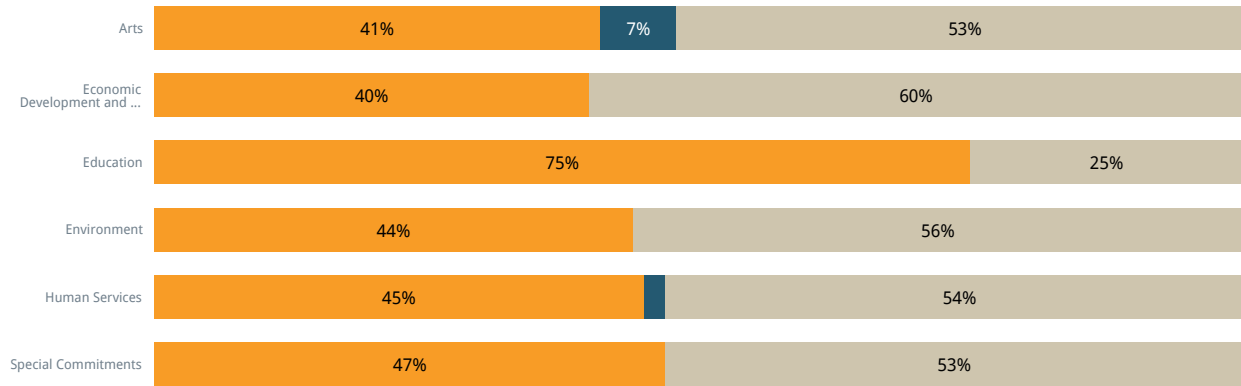
I was not aware of this change   
  I was aware of this change, and it did not benefit my organization   
  I was aware of this change, and it benefitted my organization



Cohort: None    Past results: on

The George Gund Foundation recently changed our reporting requirements for grants. Please select the option below that best describes your experience with this change: - By Subgroup

■ I was not aware of this change   
 ■ I was aware of this change, and it did not benefit my organization  
■ I was aware of this change, and it benefitted my organization

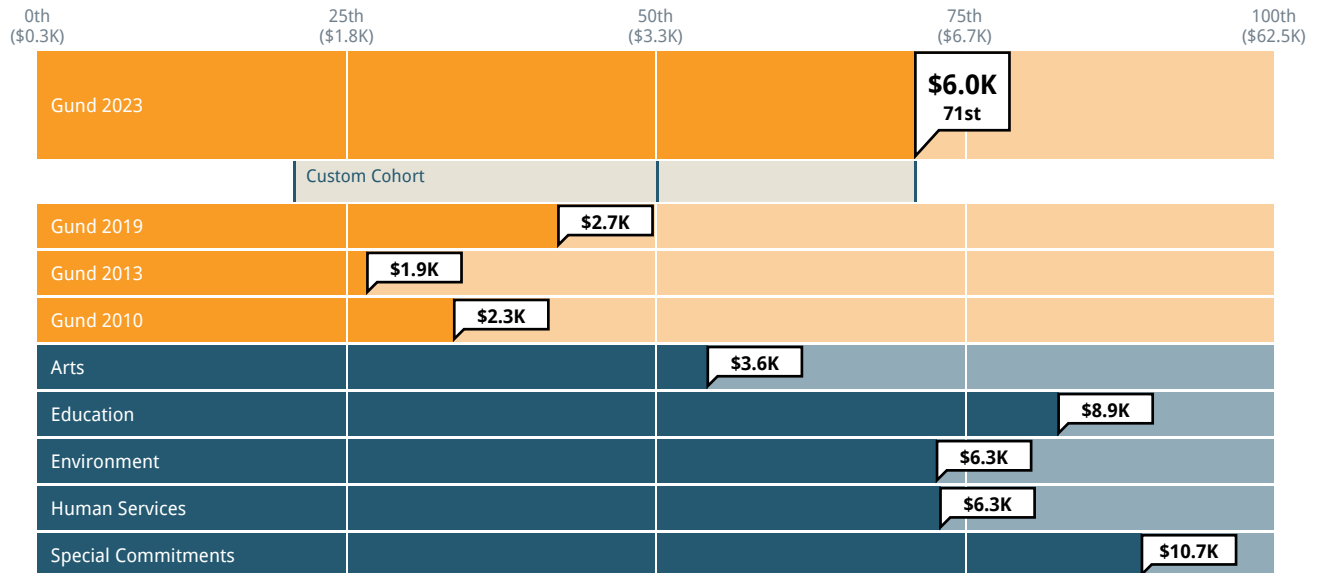


Subgroup: Program Area

## Dollar Return and Time Spent on Processes

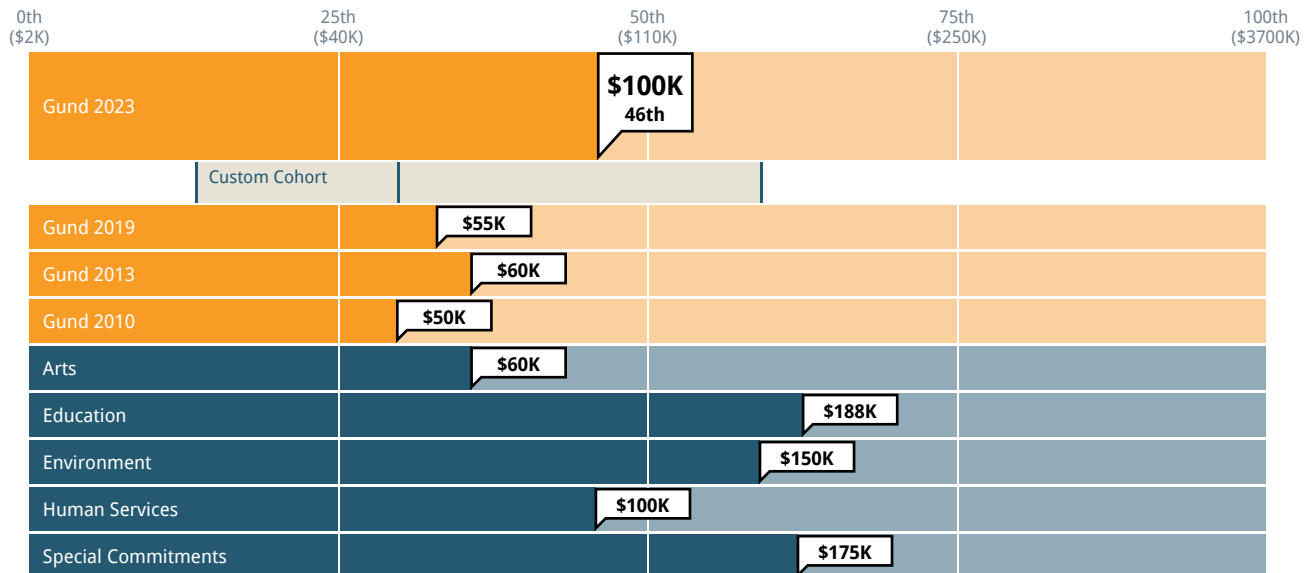
### Dollar Return: Median grant dollars awarded per process hour required

Includes total grant dollars awarded and total time necessary to fulfill the requirements over the lifetime of the grant



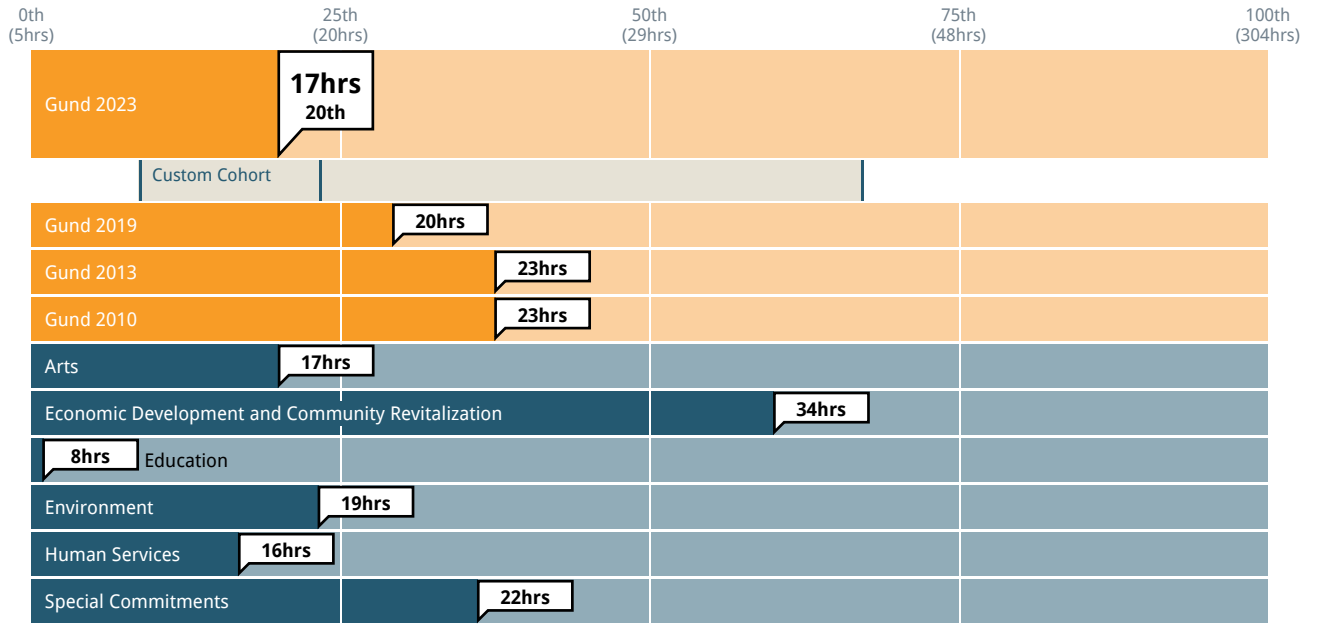
Cohort: Custom Cohort Past results: on Subgroup: Program Area

### Median Grant Size



Cohort: Custom Cohort Past results: on Subgroup: Program Area

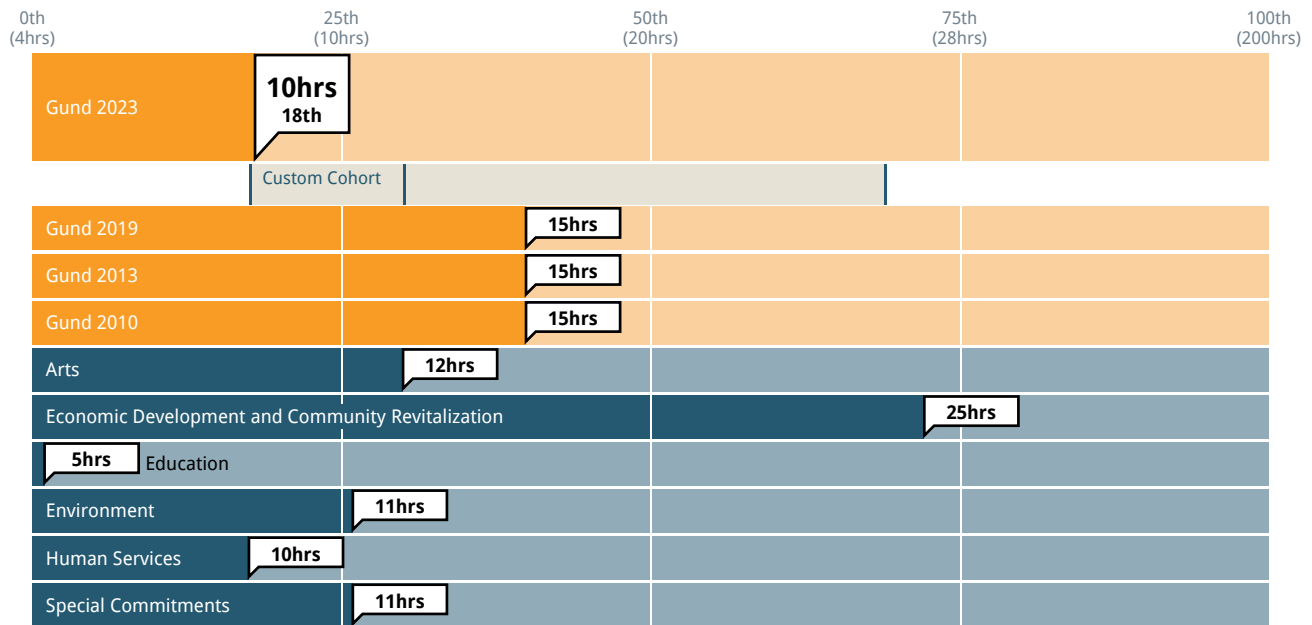
Median hours spent by grantees on funder requirements over grant lifetime



Cohort: Custom Cohort Past results: on Subgroup: Program Area

## Time Spent on Selection Process

### Median Hours Spent on Proposal and Selection Process



Cohort: Custom Cohort Past results: on Subgroup: Program Area

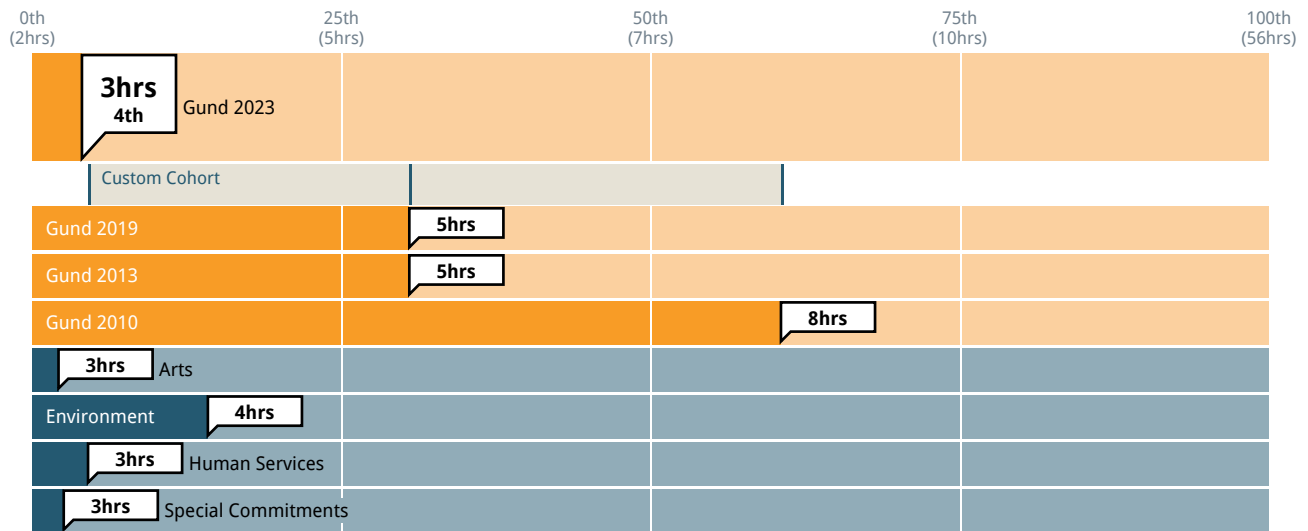
Selected Cohort: Custom Cohort						
Time Spent On Proposal and Selection Process	Gund 2023	Gund 2019	Gund 2013	Gund 2010	Average Funder	Custom Cohort
1 to 9 hours	35%	29%	21%	32%	26%	30%
10 to 19 hours	33%	30%	36%	28%	22%	27%
20 to 29 hours	15%	24%	26%	20%	16%	19%
30 to 39 hours	2%	2%	6%	5%	7%	7%
40 to 49 hours	10%	8%	7%	8%	11%	9%
50 to 99 hours	3%	4%	4%	5%	10%	6%
100 to 199 hours	1%	2%	1%	1%	5%	2%
200+ hours	1%	0%	0%	1%	3%	0%

Selected Subgroup: Program Area						
Time Spent On Proposal and Selection Process (By Subgroup)	Arts	Economic Development and Community Revitalization	Education	Environment	Human Services	Special Commitments
1 to 9 hours	25%	20%	90%	36%	38%	39%
10 to 19 hours	41%	0%	0%	36%	38%	28%
20 to 29 hours	21%	30%	0%	18%	11%	6%
30 to 39 hours	0%	10%	0%	4%	3%	0%
40 to 49 hours	9%	20%	0%	7%	8%	22%
50 to 99 hours	2%	20%	10%	0%	2%	6%
100 to 199 hours	2%	0%	0%	0%	0%	0%
200+ hours	0%	0%	0%	0%	2%	0%



## Time Spent on Reporting and Evaluation Process

### Median Hours Spent on Monitoring, Reporting and Evaluation Process Per Year



Cohort: Custom Cohort Past results: on Subgroup: Program Area

Selected Cohort: Custom Cohort						
Time Spent On Monitoring, Reporting, And Evaluation Process (Annualized)	Gund 2023	Gund 2019	Gund 2013	Gund 2010	Average Funder	Custom Cohort
1 to 9 hours	80%	70%	67%	58%	57%	67%
10 to 19 hours	13%	18%	16%	25%	19%	18%
20 to 29 hours	5%	5%	8%	11%	9%	7%
30 to 39 hours	1%	1%	3%	1%	3%	2%
40 to 49 hours	0%	5%	3%	1%	3%	2%
50 to 99 hours	0%	1%	2%	2%	4%	2%
100+ hours	1%	0%	1%	2%	4%	1%

Selected Subgroup: Program Area						
Time Spent On Monitoring, Reporting, And Evaluation Process (Annualized) (By Subgroup)	Economic Development and Community Revitalization					
	Arts	Economic Development and Community Revitalization	Education	Environment	Human Services	Special Commitments
1 to 9 hours	76%	N/A	N/A	81%	83%	67%
10 to 19 hours	12%	N/A	N/A	11%	15%	28%
20 to 29 hours	10%	N/A	N/A	7%	2%	6%
30 to 39 hours	0%	N/A	N/A	0%	0%	0%
40 to 49 hours	0%	N/A	N/A	0%	0%	0%
50 to 99 hours	0%	N/A	N/A	0%	0%	0%
100+ hours	2%	N/A	N/A	0%	0%	0%

## Customized Questions

Selected Cohort: None	
How long have you been working with the Gund Foundation in your current role?	Gund 2023
Less than 2 Years	18%
2-4.99 Years	30%
5-9.99 Years	27%
10-14.99 Years	16%
15+ Years	10%

Selected Subgroup: Program Area						
How long have you been working with the Gund Foundation in your current role? (By Subgroup)	Arts	Economic Development and Community Revitalization	Education	Environment	Human Services	Special Commitments
Less than 2 Years	13%	N/A	0%	15%	26%	31%
2-4.99 Years	29%	N/A	58%	27%	24%	31%
5-9.99 Years	35%	N/A	8%	27%	26%	25%
10-14.99 Years	13%	N/A	25%	15%	16%	12%
15+ Years	11%	N/A	8%	15%	9%	0%

## COVID-19 Response Fund

In 2020, The George Gund Foundation joined a group of philanthropic partners to announce the [Greater Cleveland COVID-19 Rapid Response Fund](#), which has evolved into funding long-term COVID-19 recovery efforts.

Please select the option below that best describes your experience with this effort:

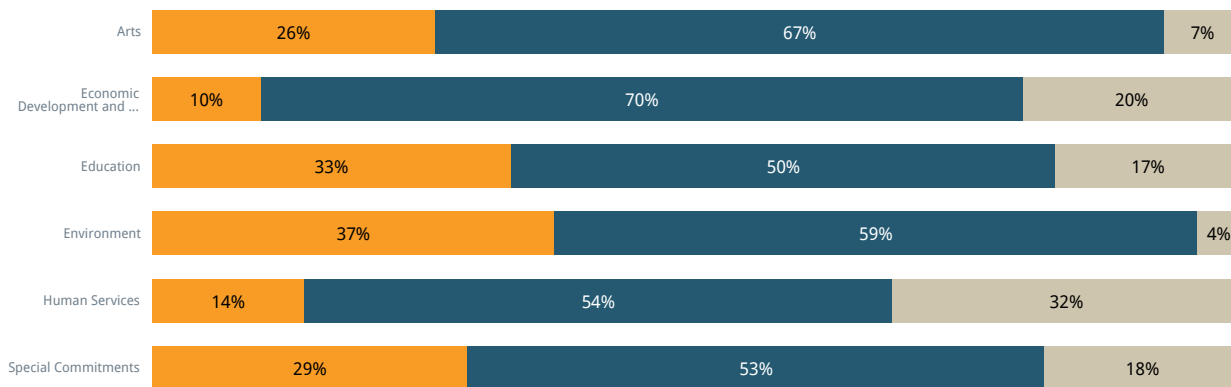
- I was not aware of this funder's collaborative
- I was aware of the collaborative, but my organization did not receive a grant from the collaborative
- I was aware of the collaborative and my organization did receive a grant from the collaborative



Cohort: None Past results: on

Please select the option below that best describes your experience with this effort: - By Subgroup

- I was not aware of this funder's collaborative
- I was aware of the collaborative, but my organization did not receive a grant from the collaborative
- I was aware of the collaborative and my organization did receive a grant from the collaborative



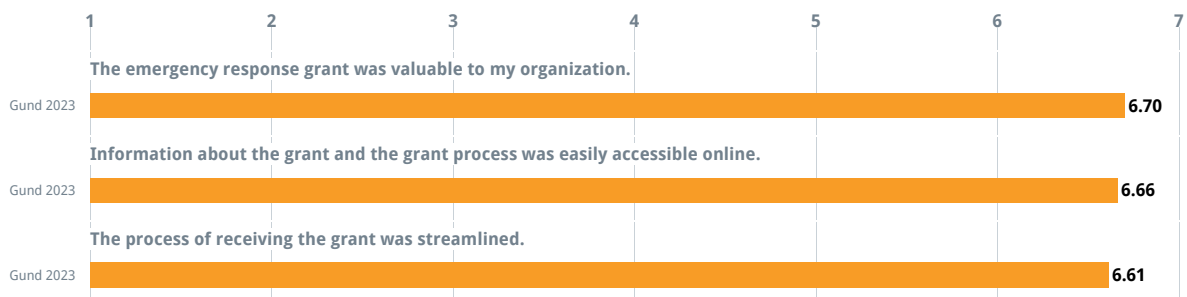
Subgroup: Program Area

The following question was only asked of grantees who indicate receiving a Rapid Response Fund grant.

How strongly do you agree or disagree with the following statements about the Greater Cleveland COVID-19 Rapid Response Fund?

1 = Strongly disagree 4 = Neither agree nor disagree 7 = Strongly agree

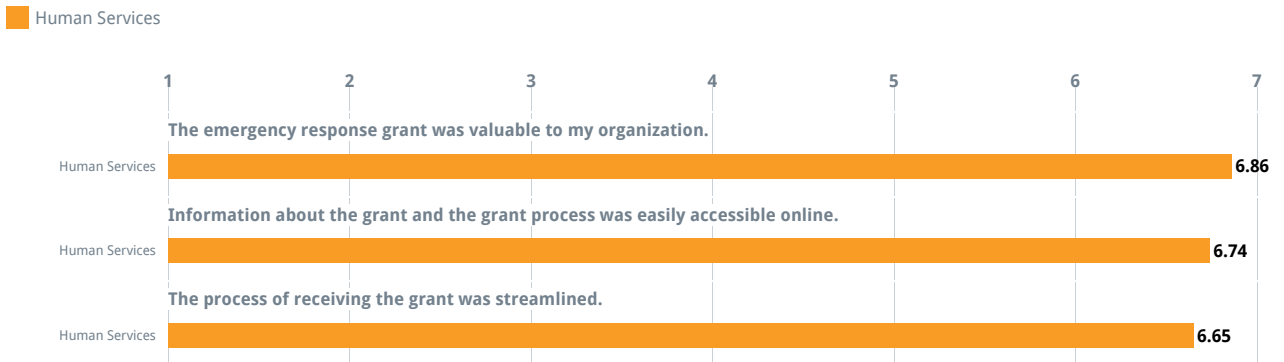
Gund 2023



Cohort: None Past results: on

### How strongly do you agree or disagree with the following statements about the Greater Cleveland COVID-19 Rapid Response Fund? - By Subgroup

1 = Strongly disagree    4 = Neither agree nor disagree    7 = Strongly agree



Subgroup: Program Area

## We Believe Statement

In 2016, The George Gund Foundation refined our funding priorities and overlaid the [What We Believe statement](#). In that statement, the Foundation solidified the following three interrelated issues as its overarching priorities:

- climate change and environmental degradation;
- entrenched and accelerating inequality, especially racial inequity; and
- weakened democracy.

### I am aware of the Foundation’s What We Believe statement.

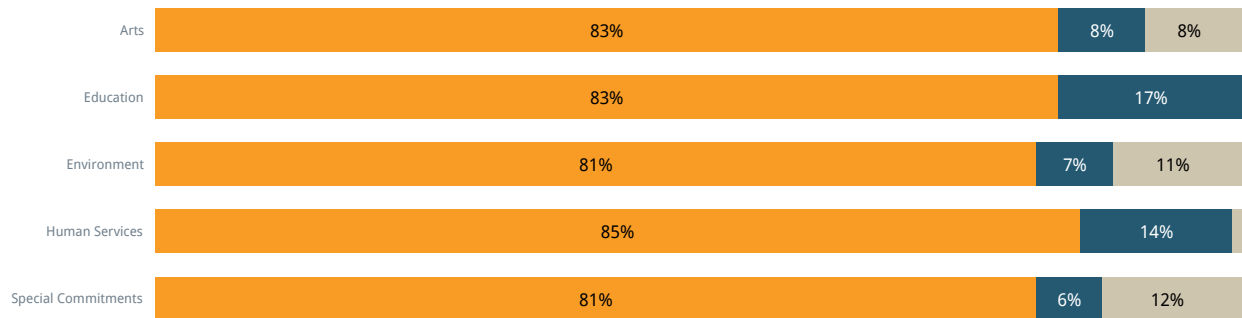
Yes No Don't know



Cohort: None Past results: on

### I am aware of the Foundation’s What We Believe statement. - By Subgroup

Yes No Don't know



Subgroup: Program Area

### The Foundation’s grants align with its What We Believe statement.

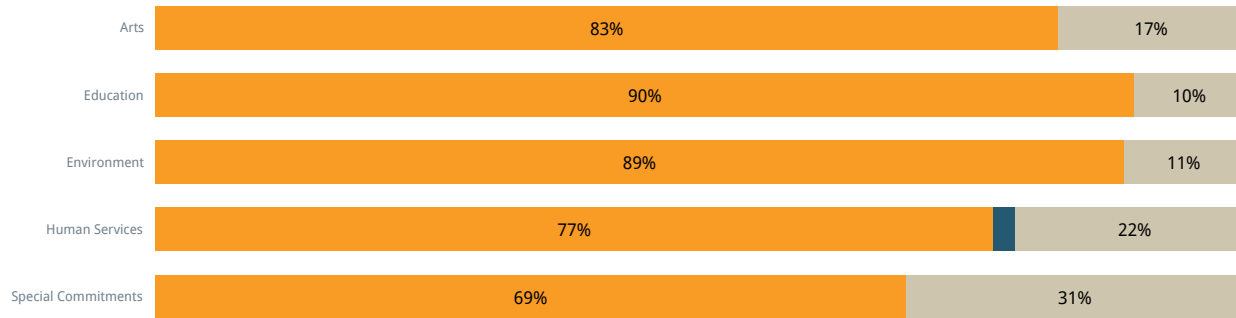
Yes No Don't know



Cohort: None Past results: on

**The Foundation's grants align with its What We Believe statement.**

Yes No Don't know



Subgroup: Program Area

**My organization's mission aligns with the Foundation's What We Believe statement.**

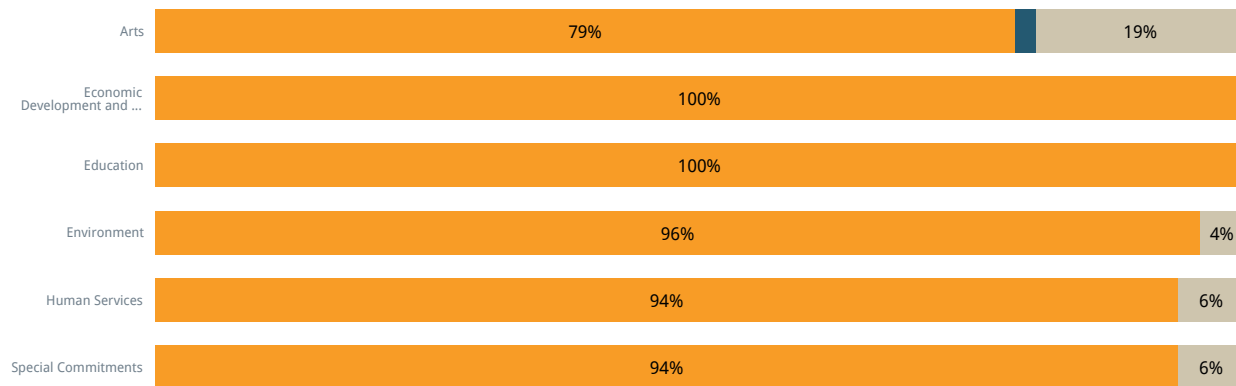
Yes No Don't know



Cohort: None Past results: on

**My organization's mission aligns with the Foundation's What We Believe statement. - By Subgroup**

Yes No Don't know



Subgroup: Program Area

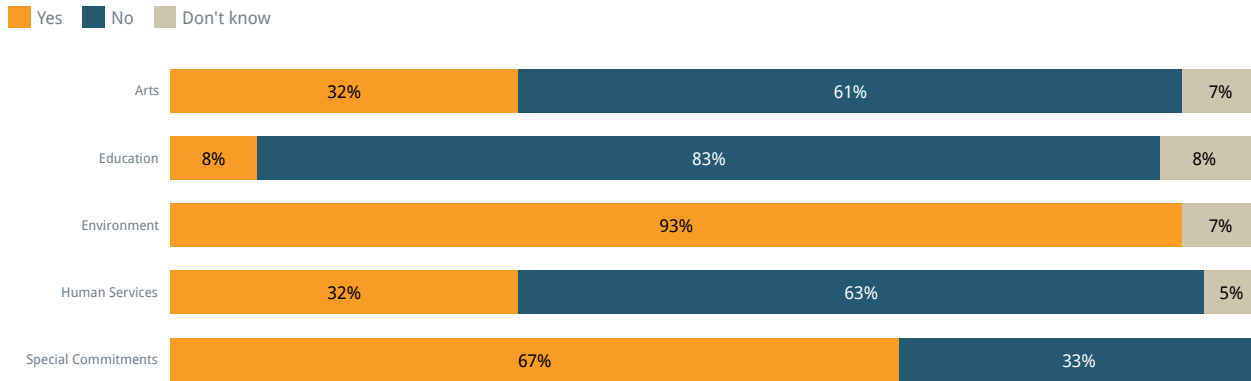
**My organization currently identifies as working on climate change and environmental degradation.**

Yes No Don't know



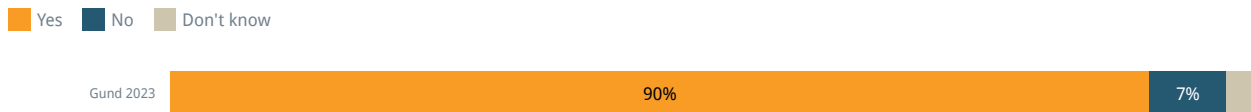
Cohort: None Past results: on

**My organization currently identifies as working on climate change and environmental degradation. - By Subgroup**



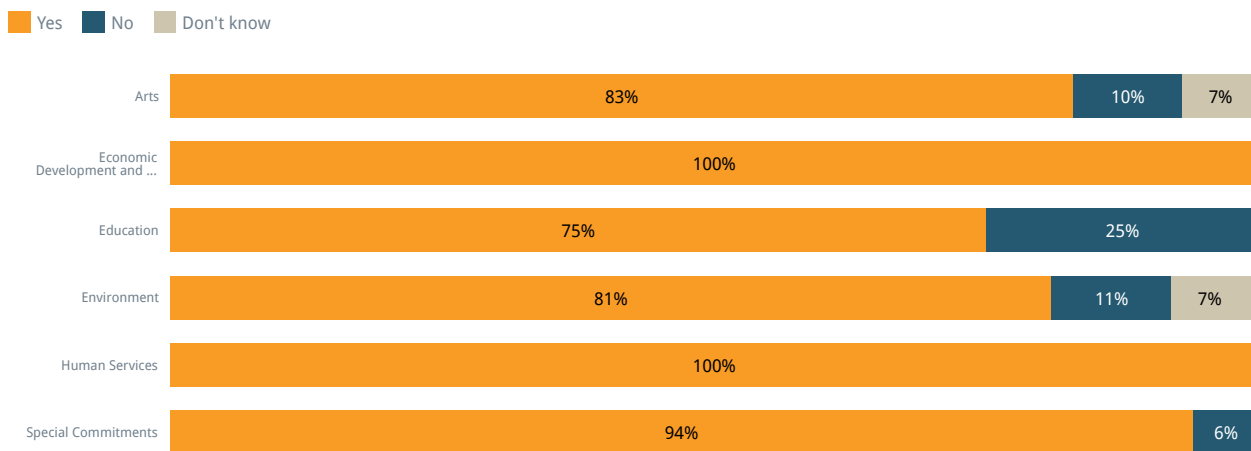
Subgroup: Program Area

**My organization currently identifies as working on inequality, especially racial inequity.**



Cohort: None Past results: on

**My organization currently identifies as working on inequality, especially racial inequity. - By Subgroup**



Subgroup: Program Area

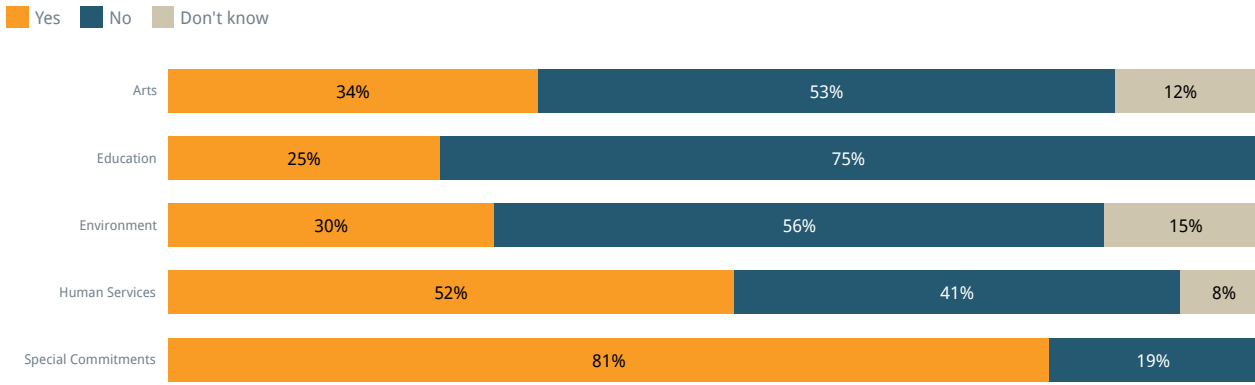
**My organization currently identifies as working on weakened democracy.**



Cohort: None Past results: on



### My organization currently identifies as working on weakened democracy. - By Subgroup



Subgroup: Program Area

## Grantees' Written Comments

In this funder's Grantee Perception Report survey, CEP asks three written questions:

1. "Please comment on the quality of this funder's processes, interactions, and communications."
2. "Thinking beyond the grant you received, please comment on how this funder influences your field, community, or organization."
3. "What specific improvements would you suggest that would make this funder a better funder?"

To download the full set of grantee comments and suggestions, please refer to the "Attachments" dropdown menu at the top right of your report. Please note that some comments may be redacted or removed to protect the confidentiality of respondents.

### CEP's Qualitative Analysis

CEP thoroughly reviews each comment submitted and conducts comprehensive qualitative analysis on two of these questions in the GPR.

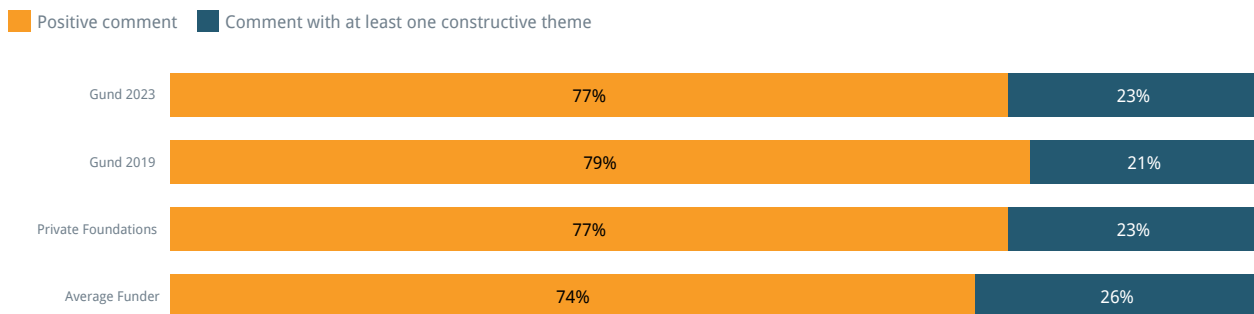
The following pages outline the results of CEP's analyses.

## Quality of Processes, Interactions and Communications

Grantees were asked to comment on the quality of this funder's processes, interactions, and communications. Their comments were then categorized by the nature of their content, specifically whether the content is positive, neutral or constructive.

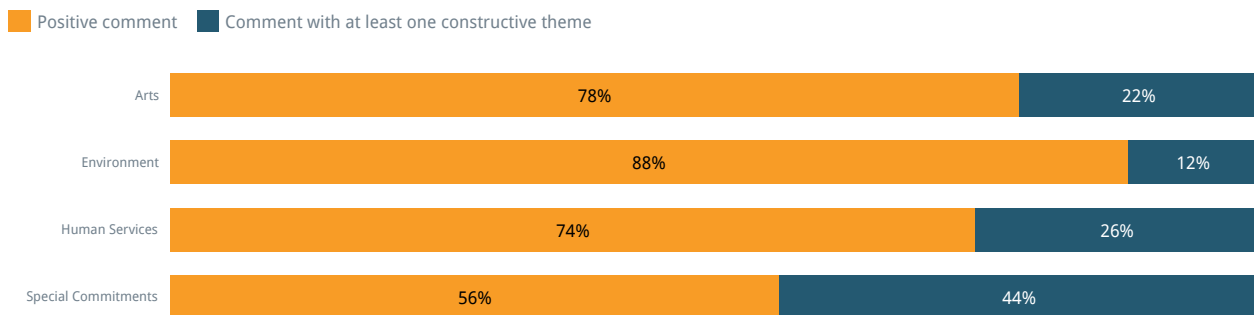
For a comment to be categorized as constructive, there must have been at least one constructive topic in its content.

### Positivity of Comments about the Quality of this funder's Processes, Interactions, and Communications



Cohort: Private Foundations Past results: on

### Positivity of Comments about the Quality of this funder's Processes, Interactions, and Communications - By Subgroup



Subgroup: Program Area

## Suggestion Topics

Grantees were asked to provide any suggestions for how the Foundation could improve. The 193 grantees that responded to the survey provided 65 constructive suggestions. These suggestions were thematically categorized by CEP and grouped into the topics below.

### Proportion of Grantee Suggestions by Topic

Topic of Suggestion	Proportion
Interactions with Staff at Foundation	29%
Grant Characteristics	25%
Non-Monetary Assistance	22%
Proposal & Selection Process	14%
Diversity, Equity, and Inclusion	6%
Other	5%

## Selected Suggestions

Grantees were asked to provide any suggestions for how the Foundation could improve. The 193 grantees that responded to the survey provided a total of 65 distinct suggestions. These suggestions were thematically categorized by CEP and grouped into the topics below.

### Interactions with Staff at Foundation (29% N=19)

- More Frequent Interactions & Responsiveness (N = 12)
  - "As an organization who has received multiple years of funding, it would be useful to have a more organized hand-off when new interns or fellows start. We've had some delays in communications when the work load shifts between an outgoing and incoming fellow, which happens to coincide with when we typically apply for grants."
  - "The only issue that our organization has with the funder is the lack of responsiveness and communication when we have tried to meet regarding a possible proposal submission. I do not think it is because the individual(s) involved are nonresponsive; it may be because of insufficient staffing. I would like to suggest that they have more staff to be able to meet with grantees and prospective grantees. Pre-proposal meetings, post-award site visits and other calls and meetings are important touchpoints--especially for small organizations who may not have much visibility or other opportunities to interact with foundation staff."
  - "The Gund Foundation has been an unparalleled and longstanding partner, supporter, and thought leader in collaboration with our organization over the years. When it comes to formal grant processes, our organization could benefit from a better sense of how to best communicate with Program Directors or their dedicated support staff members when timely needs arise that require their attention. We would welcome more clarity on the structure of the team to improve day-to-day communications, efficiency, and our collective workflow. "
  - "I would like to see a more regular cadence of checking in with grantees. A lot of times it feels like we only interact when there is a potential for financial support for a particular program but not real follow-up. It doesn't have to be often. Once year or once every six months, just to be aware of potential new opportunities, programs or learning/feedback that can be exchanged. "
- Site Visits (N = 5)
  - "Having annual site visits with the opportunity to review the accomplishments of our organization and our strategic plans/vision for the year ahead. Taking into consideration those plans, as well as the demonstrated growth of our organization's impact when weighing funding decisions. "
  - "It would be nice to have someone from the organization visit our site to see the program dollars in action- it may lead to increased funding for us."
- Staff Approachability (N = 2)
  - "Seek more input and direction from the recipients. Many recipients are too concerned about creating a negative impression or pushing back and jeopardizing funding to speak out if there is a sense that Gund isn't understanding or appreciating the work, the future, or evolving work of organizations. "

### Grant Characteristics (25% N=16)

- Grant Size (N = 5)
  - "A larger investment in small to mid sized organizations that have a long, consistent track record of growth, EDI commitments, fair treatment of employees, and contributions to the greater community. "
  - "I also think making a decision to not protect the principle and to make large transformative gifts that have lasting impact would be revolutionary and would create much needed change within the rest of the philanthropic community in the area."
- Type of Funding Offered (N = 5)
  - "Often, general operating support is what is most needed. Increasing the opportunity for grants to support general operating needs would be helpful and appreciated. Sometimes, the need for capital to support an unexpected opportunity (relocation or renovation of site) arises. The ability to apply for a capital grants, if already funded for operations, would be ideal."
  - "Consider offering funding opportunities specifically for organizations with budgets under \$500,000. As a comparatively small organization, it often feels as if we can't "compete" with organizations in our field that have budgeting 10 times our size. Our outcomes are never going to match the scope of larger organizations, but the impact of our outcomes is just as important, if not more so."
- Length of Grant (N = 2)
  - "They have moved towards doing two-year grants, but 3-5 year grants would be even better, with the possibility of additional rapid response funding as needed."
- Other (N = 4)
  - "Create a group of community advisors to the grant-making process, not with decision-making authority but who can provide context and help hold Board accountable to community needs and assets."

### Non-Monetary Assistance (22% N=14)

- Introduction to Other Funders (N = 7)
  - "It would be nice if the foundation created a communication plan to elevate grantees work. Sharing accomplishments of grantees in newsletters and on social media, doing grantee spotlights, etc.. This, I think, would help elevate and continue to legitimize the work grantees are doing with other funders,

community organizations, and residents. "

- " In addition, more relatable marketing efforts to supplement the occasional formal news emails (grant announcements, fellow opportunities, officers hired) and limited Facebook postings would help in the same way."
- More Grantee Convenings (N = 6)
  - "I think periodic "convenings" of grantees and others around the key issues this funder supports would be really interesting, and help to connect the dots between these issues and the spectrum of grants and sizes of organizations this funder supports."
  - "Intentionally bring like minded grantees and organizations together in a casual, lightly structured way to build relationships, learn about each others work and see if there is opportunities for partnership and collaboration."
- Greater Communication About Non-Monetary Assistance (N = 1)
  - "Make the non-monetary support opportunities more obvious. I wasn't aware that non-monetary support was an option, and my organization could benefit from that type of support."

**Proposal & Selection Process (14% N=9)**

- Greater Communication During Selection Process (N = 4)
  - "It would be helpful to receive status updates on the timing when a proposal is considered by the staff and if/when it would be considered by the Board."
- Simplify the Proposal & Selection Process (N = 4)
  - "The only thing is their grants portal is a bit outdated and could be clearer about reporting requirements/more intuitive for users. "
- Other (N = 1)

**Diversity, Equity, and Inclusion (6% N=4)**

- Seeking & Supporting Diversity of Organizations & Relevant Stakeholders (N = 4)
  - "It would be useful if the Gund Foundation and others would express not only their commitment to racial justice, but would also give tools to grantees on how to do the actual work of racial justice in arts organizations. We've accepted that this is a process that will always be ongoing and imperfect, but as an organization with no full time staff and who struggles to find any board members, much less BIPOC board members, it would be helpful to have more practical guidance on how to address these issues in our work. We've been committed to racial and social justice in a variety of ways for a long time now, but know the work needs to move forward in new ways. We'd be very receptive to leadership in that area from Gund and other funders, as it is not our primary mission."

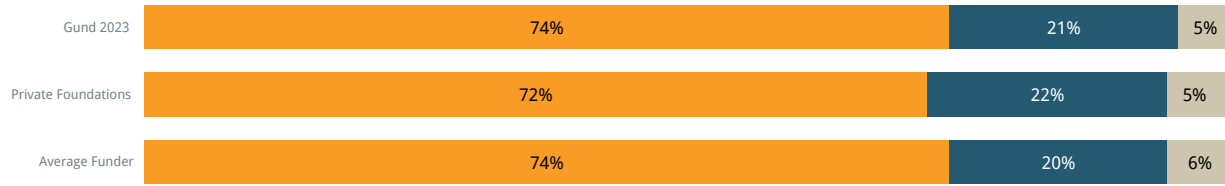
**Other (5% N=3)**

- Other (N = 3)
  - "The Foundation's recent attention has been on orientation of existing staff and considering its own strategy - it would seem like a low risk proposition to work with grantees who are outside of a grant cycle as partners. It feels very much like inside the walls and outside the walls right now."

## Respondents and Communities Served

### Are the efforts funded by this grant primarily meant to benefit historically marginalized groups?

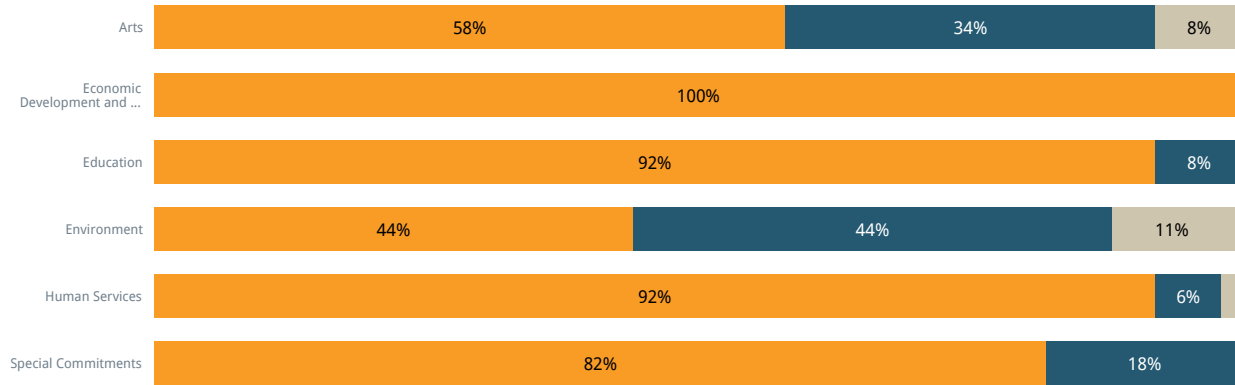
Yes No Don't know



Cohort: Private Foundations Past results: on

### Are the efforts funded by this grant primarily meant to benefit historically marginalized groups? - By Subgroup

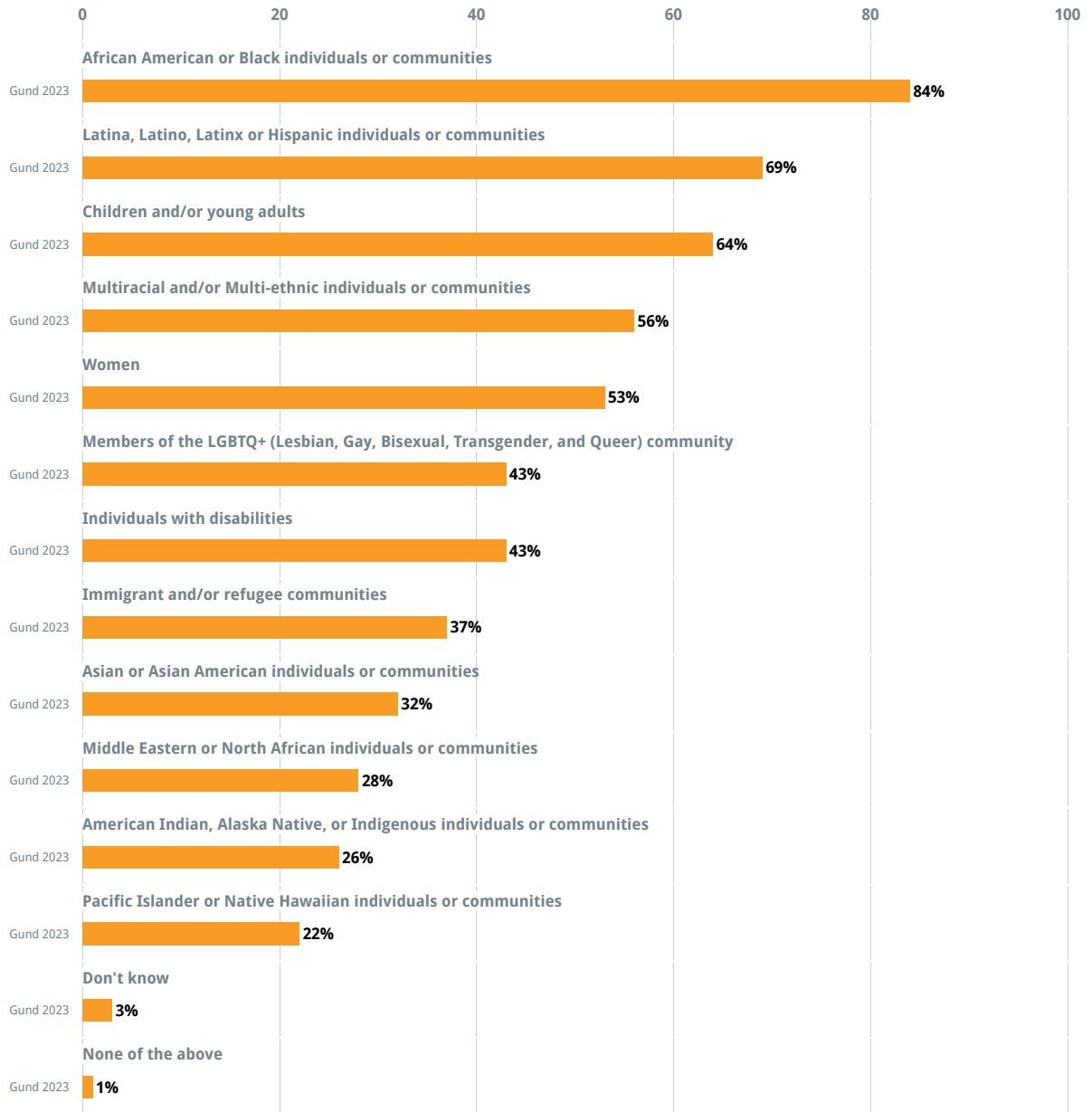
Yes No Don't know



Subgroup: Program Area

Specifically, are any of the following populations the primary intended people and/or communities served by the efforts funded by this grant? (Please check all that apply)

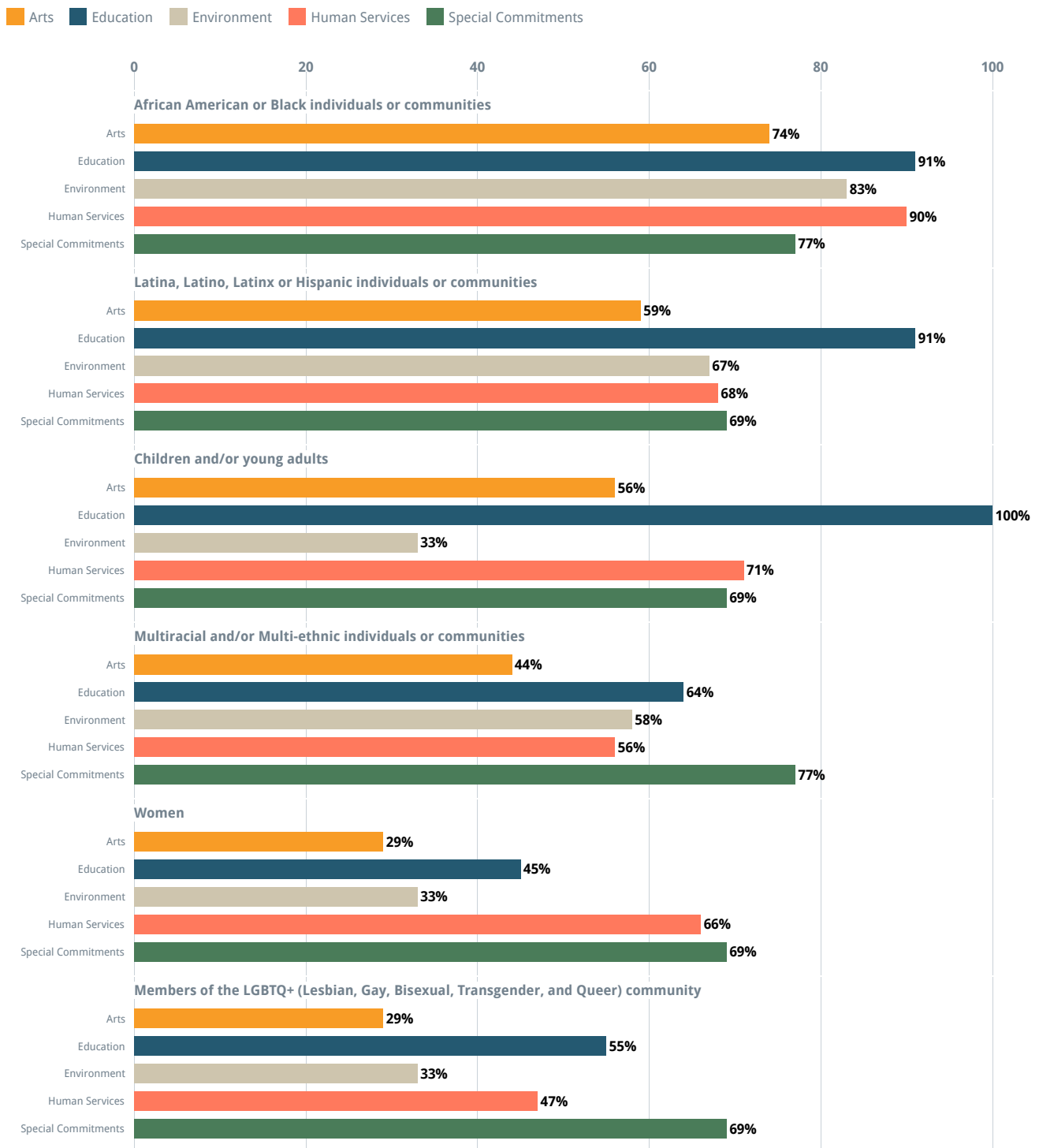
Gund 2023



Cohort: None Past results: on

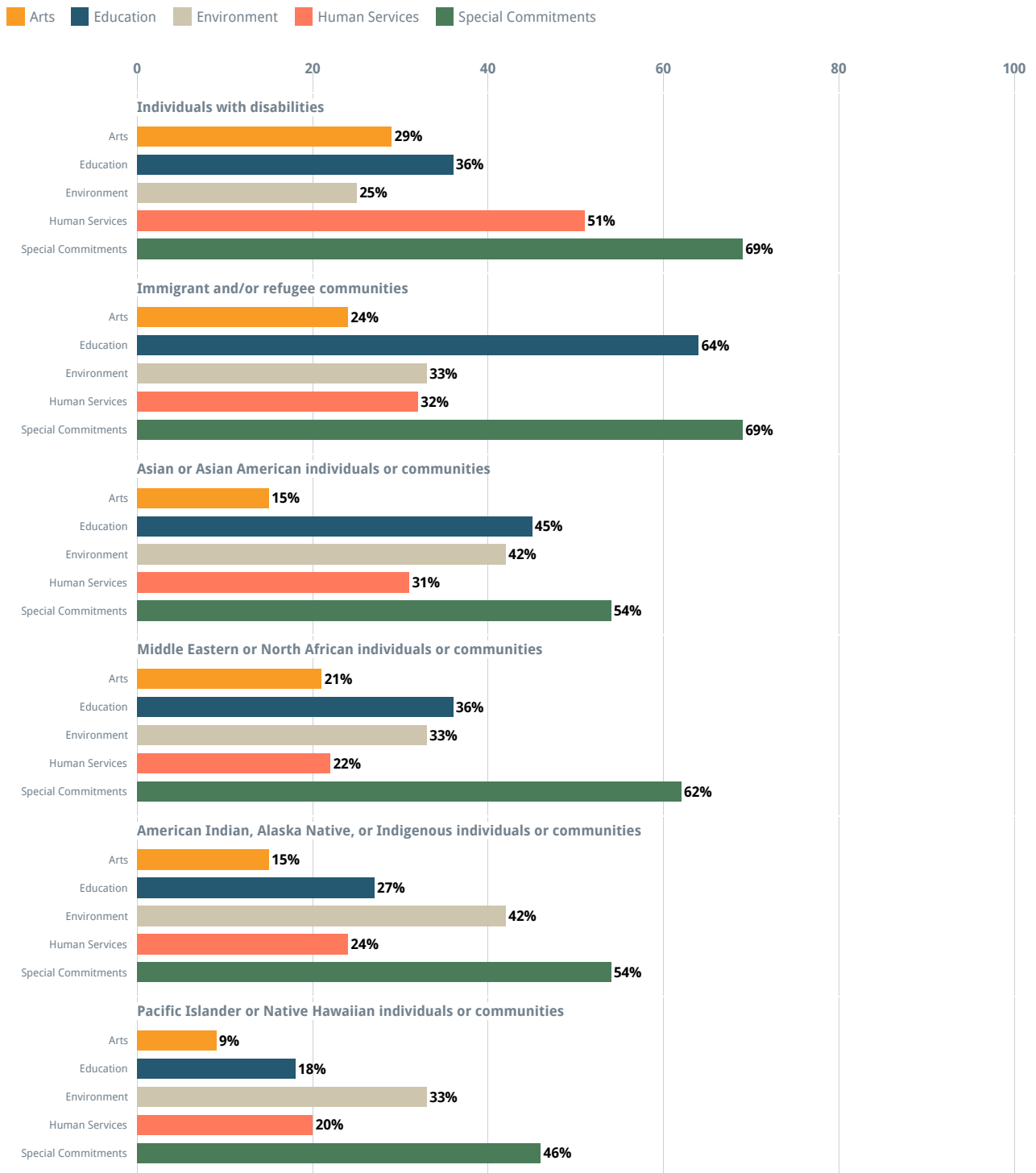


Specifically, are any of the following populations the primary intended people and/or communities served by the efforts funded by this grant? (Please check all that apply) - By Subgroup



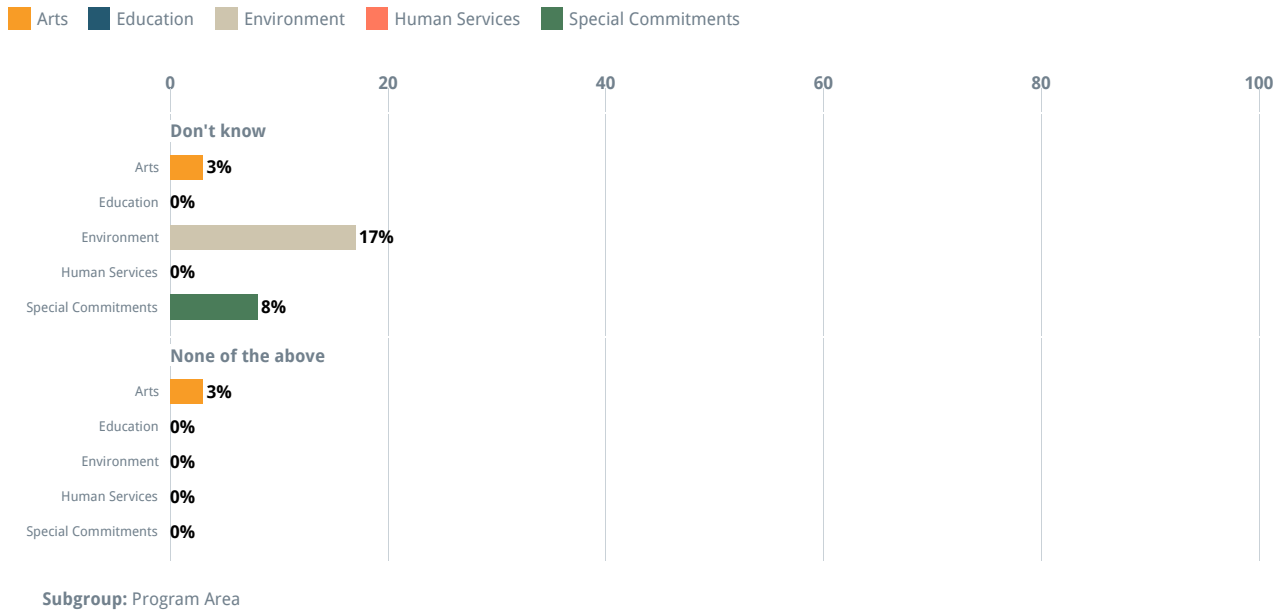
Subgroup: Program Area

Specifically, are any of the following populations the primary intended people and/or communities served by the efforts funded by this grant? (Please check all that apply) - By Subgroup (cont.)



Subgroup: Program Area

Specifically, are any of the following populations the primary intended people and/or communities served by the efforts funded by this grant? (Please check all that apply) - By Subgroup (cont.)



## Respondent Demographics

Note: Demographic questions related to grantees' POC and racial/ethnic identity are only asked of respondents in the United States.

Survey language and response options for questions about race and ethnicity are guided by best practices shared by [National Institutes of Health](#), [Pew Research Center](#), [Psi Chi Journal of Psychological Research](#), and the [US Census Bureau](#).

Survey language and response options for questions about gender and LGBTQ+ identity are guided by best practices shared by [Fundations For LGBTQ Issues](#), [HRC Foundation's Welcoming Schools](#), and the [Williams Institute of the University of California – Los Angeles School of Law](#).

Survey respondents are asked to share their gender identities in a check-all-that-apply question. Each chart has the option of showing the average ratings of respondents who selected only "man," only "woman," multiple gender identities, "gender non-conforming or non-binary," "prefer to self-identify," and "prefer not to say" - as long as that response option had at least 10 respondents.

## Differences in Ratings by Respondent Demographics

It is CEP's standard practice to analyze responses for differences by the following demographics characteristics:

### Person of Color Identity

Ratings from grantees who identify as a person of color are significantly *higher* than grantees who identify as not a person of color for the following measures:

- Impact on grantees' fields
- Understanding of grantees' fields
- Advancement of knowledge in the field
- Effect on public policy in grantees' fields
- Understanding of contextual factors affecting grantees' work
- Understanding of the needs of the people and communities served
- Extent to which funding priorities reflect an understanding of the needs of the people and communities served
- Understanding of grantees' goals and strategy
- Awareness of challenges facing grantee organizations
- The non-monetary support met an important need for grantees' organizations and/or programs
- The non-monetary support received strengthened grantees' organizations and/or programs
- Grantees' understanding of how their funded work fits into the funder's broader efforts
- Funder's transparency
- The extent to which the funder is open to ideas from grantees
- Helpfulness of the selection process to grantees in strengthening the efforts of the funded organization/program

### Respondent Gender

Ratings from respondents who identify exclusively as "woman" are significantly *lower* than respondents who identify exclusively as "man" for the following measures:

- Extent to which funding priorities reflect an understanding of the needs of the people and communities served
- Understanding of grantees' goals and strategy
- The non-monetary support met an important need for grantees' organizations and/or programs
- The non-monetary support received strengthened grantees' organizations and/or programs
- Non-monetary support was a worthwhile use of the time required of grantees
- Grantees felt the funder would be open to feedback about the non-monetary support it provided
- The extent to which the funder is open to ideas from grantees
- The extent to which the funder demonstrates trust in grantees' organizations' staff
- The extent to which the funder demonstrates candor about the its perspectives on grantees' work
- The extent to which the funder exhibits respectful interaction
- The extent to which the funder exhibits compassion for those affected by grantees' work

There are too few respondents to analyze results by Transgender Identity

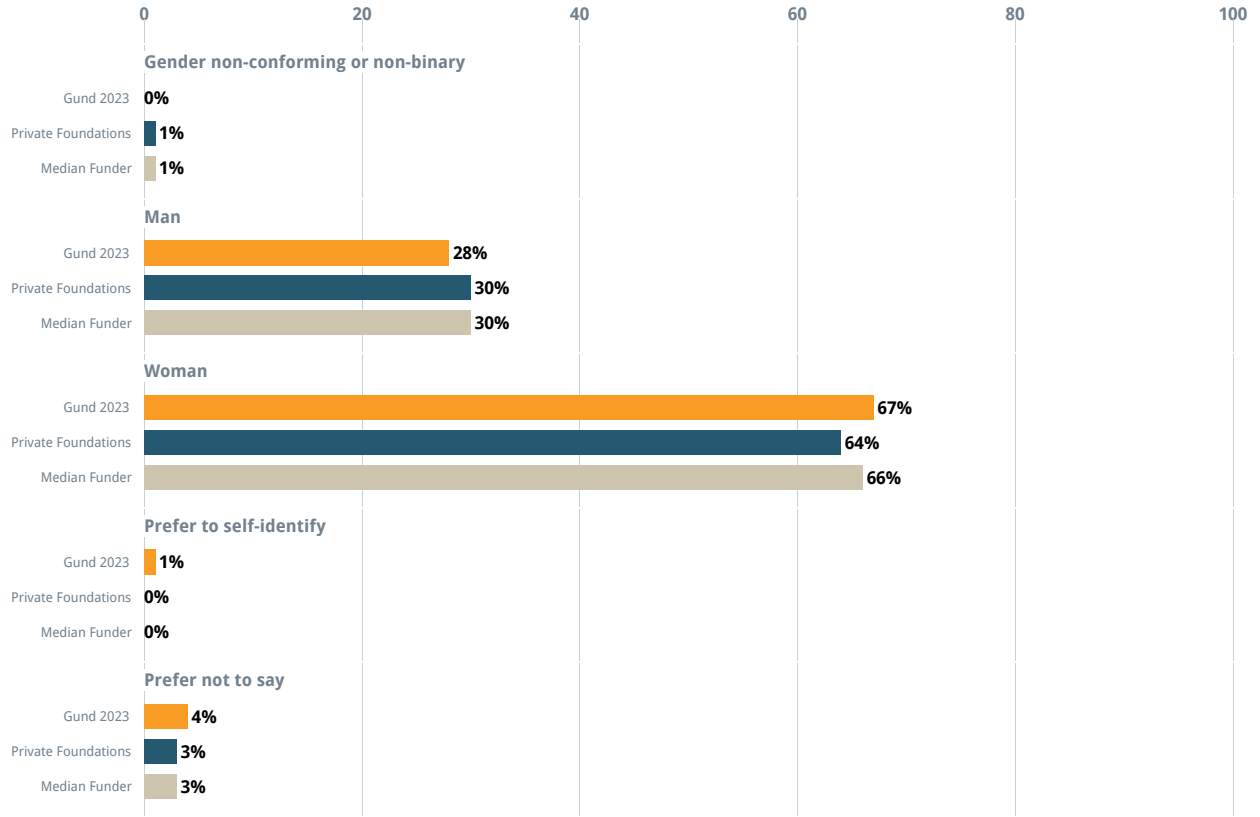
### LGBTQ+ Identity

Ratings from respondents who identify as LGBTQ+ are significantly *higher* than respondents who do not identify as LGBTQ+ for the following measures:

- The non-monetary support met an important need for grantees' organizations and/or programs
- Grantees felt the funder would be open to feedback about the non-monetary support it provided
- Funder's transparency
- The extent to which the funder demonstrates trust in grantees' organizations' staff
- The extent to which the reporting process is straightforward
- The extent to which the reporting process is adaptable, if necessary, to fit grantees' circumstances
- The extent to which the reporting process is relevant, with questions and measures pertinent to the work funded by the grant

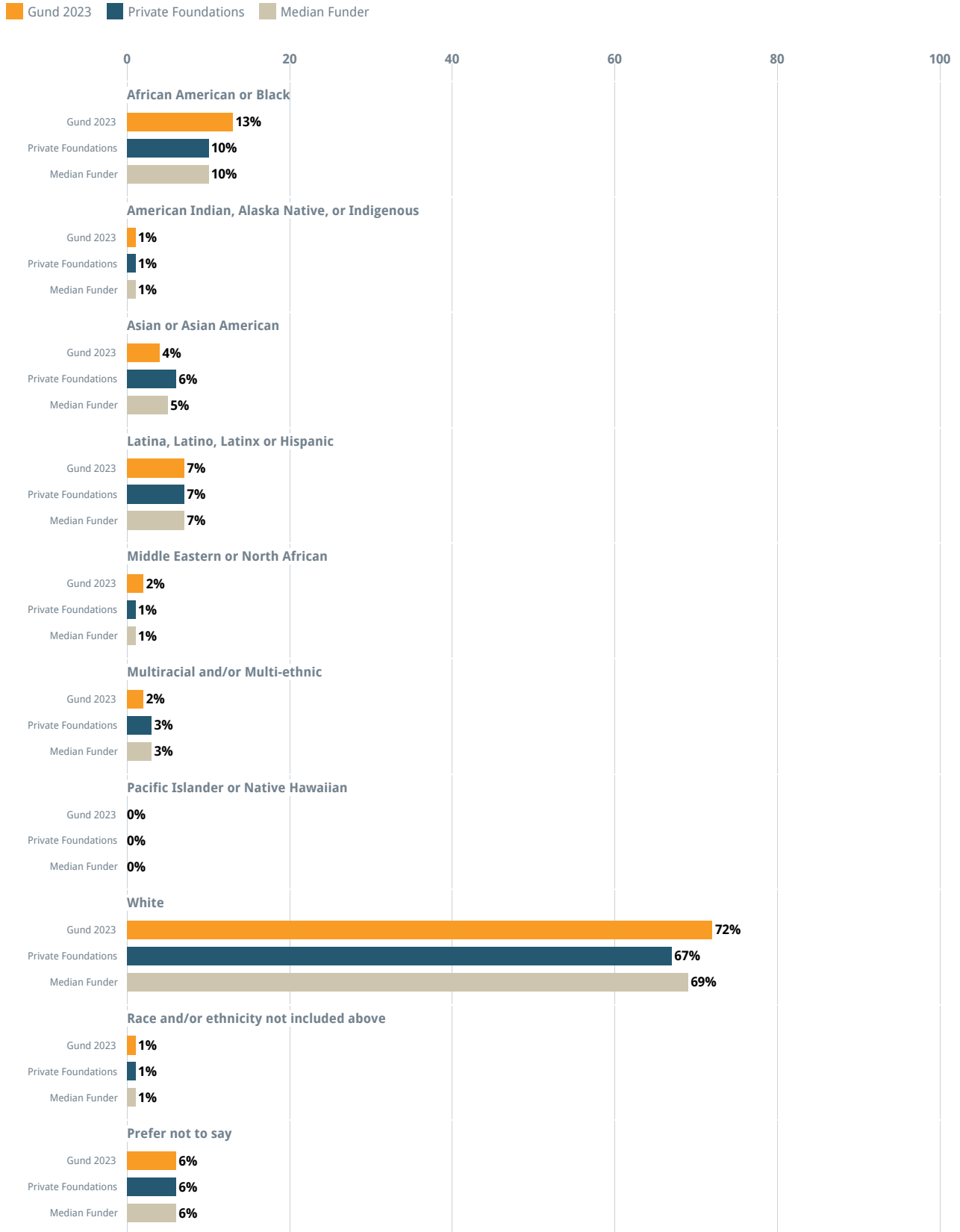
Please select the option that represents how you describe yourself:

Gund 2023 Private Foundations Median Funder



Cohort: Private Foundations Past results: on

How would you describe your race and/or ethnicity?



Cohort: Private Foundations Past results: on

Selected Cohort: None		
Do you identify as a person of color?	Gund 2023	Average Funder
Yes	24%	24%
No	72%	70%
Prefer not to say	5%	6%

Selected Cohort: None		
Are you transgender?	Gund 2023	Average Funder
Yes	0%	1%
No	97%	96%
Prefer not to say	3%	4%

Selected Cohort: None		
Do you identify as a member of the LGBTQ+ (Lesbian, Gay, Bisexual, Transgender, and Queer) community?	Gund 2023	Average Funder
Yes	11%	11%
No	83%	84%
Prefer not to say	6%	5%

Selected Cohort: None		
Do you have a disability?	Gund 2023	Average Funder
Yes	7%	6%
No	86%	89%
Prefer not to say	7%	5%



## Respondent Job Title

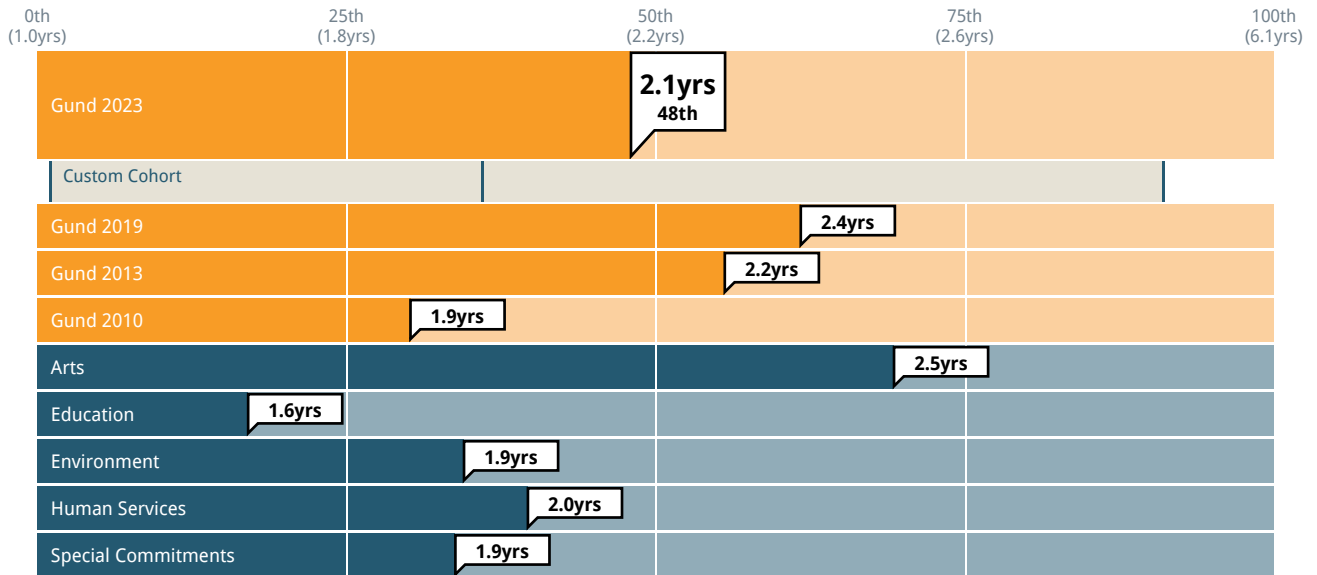
Selected Cohort: Custom Cohort						
Job Title of Respondents	Gund 2023	Gund 2019	Gund 2013	Gund 2010	Average Funder	Custom Cohort
Executive Director/CEO	67%	70%	63%	64%	47%	58%
Other Senior Team (i.e., reporting to Executive Director/CEO)	15%	12%	14%	9%	19%	15%
Project Director	4%	5%	5%	9%	12%	6%
Development Staff	12%	13%	12%	16%	16%	15%
Volunteer	1%	1%	0%	0%	1%	2%
Other	1%	0%	5%	3%	5%	3%

## Contextual Data

Please note that all information below is based on self-reported data from grantees.

## Grantmaking Characteristics

### Average Grant Length



Cohort: Custom Cohort   Past results: on   Subgroup: Program Area

Selected Cohort: Custom Cohort						
Length of Grant Awarded	Gund 2023	Gund 2019	Gund 2013	Gund 2010	Median Funder	Custom Cohort
Average grant length	2.1 years	2.4 years	2.2 years	1.9 years	2.2 years	1.9 years

Selected Cohort: Custom Cohort						
Length of Grant Awarded	Gund 2023	Gund 2019	Gund 2013	Gund 2010	Average Funder	Custom Cohort
0 - 1.99 years	34%	56%	60%	69%	47%	62%
2 - 2.99 years	54%	29%	25%	18%	22%	24%
3 - 3.99 years	7%	6%	7%	4%	19%	7%
4 - 4.99 years	1%	2%	1%	3%	3%	1%
5 - 5.0 years	4%	7%	8%	7%	8%	5%

Selected Cohort: None			
Proportion of Unrestricted Funding	Gund 2023	Gund 2019	Average Funder
No, this funding was not restricted to a specific use (i.e., general operating, core support)	55%	43%	28%
Yes, this funding was restricted to a specific use (e.g., supported a specific program, project, capital need, etc.)	45%	57%	72%

### Grantmaking Characteristics - By Subgroup

Selected Subgroup: Program Area						
Length of Grant Awarded (By Subgroup)	Arts	Economic Development and Community Revitalization	Education	Environment	Human Services	Special Commitments
Average grant length	2.5 years	N/A	1.6 years	1.9 years	2 years	1.9 years

Selected Subgroup: Program Area						
Length of Grant Awarded (By Subgroup)	Arts	Economic Development and Community Revitalization	Education	Environment	Human Services	Special Commitments
0 - 1.99 years	32%	N/A	64%	21%	39%	22%
2 - 2.99 years	60%	N/A	27%	61%	48%	67%
3 - 3.99 years	0%	N/A	0%	18%	8%	11%
4 - 4.99 years	2%	N/A	0%	0%	2%	0%
5 - 50 years	7%	N/A	9%	0%	3%	0%

Selected Subgroup: Program Area						
Proportion of Unrestricted Funding (By Subgroup)	Arts	Economic Development and Community Revitalization	Education	Environment	Human Services	Special Commitments
No, this funding was not restricted to a specific use (i.e., general operating, core support)	68%	70%	42%	57%	41%	65%
Yes, this funding was restricted to a specific use (e.g., supported a specific program, project, capital need, etc.)	32%	30%	58%	43%	59%	35%

### Grant Size

Selected Cohort: Custom Cohort						
Grant Amount Awarded	Gund 2023	Gund 2019	Gund 2013	Gund 2010	Median Funder	Custom Cohort
Median grant size	\$100K	\$54.5K	\$60K	\$50K	\$110.2K	\$50K

Selected Cohort: Custom Cohort						
Grant Amount Awarded	Gund 2023	Gund 2019	Gund 2013	Gund 2010	Average Funder	Custom Cohort
Less than \$10K	1%	4%	13%	7%	8%	5%
\$10K - \$24K	11%	23%	15%	11%	11%	14%
\$25K - \$49K	10%	13%	12%	24%	12%	19%
\$50K - \$99K	24%	23%	28%	30%	14%	22%
\$100K - \$149K	15%	12%	8%	9%	10%	12%
\$150K - \$299K	20%	13%	14%	9%	17%	17%
\$300K - \$499K	10%	6%	3%	5%	10%	6%
\$500K - \$999K	4%	3%	2%	2%	9%	4%
\$1MM and above	5%	4%	4%	3%	10%	3%

Selected Cohort: Custom Cohort						
Median Percent of Budget Funded by Grant (Annualized)	Gund 2023	Gund 2019	Gund 2013	Gund 2010	Median Funder	Custom Cohort
Size of grant relative to size of grantee budget	5%	3%	2%	3%	4%	4%

### Grant Size - By Subgroup

Selected Subgroup: Program Area						
Grant Amount Awarded (By Subgroup)	Arts	Economic Development and Community Revitalization	Education	Environment	Human Services	Special Commitments
Median grant size	\$60K	N/A	\$187.5K	\$150K	\$100K	\$175K

Selected Subgroup: Program Area						
Grant Amount Awarded (By Subgroup)	Economic Development and Community Revitalization					
	Arts	Economic Development and Community Revitalization	Education	Environment	Human Services	Special Commitments
Less than \$10K	0%	N/A	8%	0%	2%	0%
\$10K - \$24K	18%	N/A	17%	4%	11%	0%
\$25K - \$49K	13%	N/A	0%	7%	12%	6%
\$50K - \$99K	42%	N/A	8%	21%	17%	6%
\$100K - \$149K	12%	N/A	0%	11%	22%	17%
\$150K - \$299K	10%	N/A	33%	32%	19%	33%
\$300K - \$499K	2%	N/A	17%	18%	9%	22%
\$500K - \$999K	3%	N/A	0%	0%	6%	6%
\$1MM and above	0%	N/A	17%	7%	2%	11%

Selected Subgroup: Program Area						
Median Percent of Budget Funded by Grant (Annualized) (By Subgroup)	Economic Development and Community Revitalization					
	Arts	Economic Development and Community Revitalization	Education	Environment	Human Services	Special Commitments
Size of grant relative to size of grantee budget	7%	N/A	8%	3%	2%	6%

## Grantee Characteristics

Selected Cohort: Custom Cohort						
Operating Budget of Grantee Organization	Gund 2023	Gund 2019	Gund 2013	Gund 2010	Median Funder	Custom Cohort
Median Budget	\$1.5M	\$1.3M	\$1.4M	\$1.3M	\$1.7M	\$1.3M

Selected Cohort: Custom Cohort						
Operating Budget of Grantee Organization	Gund 2023	Gund 2019	Gund 2013	Gund 2010	Average Funder	Custom Cohort
<\$100K	5%	4%	2%	1%	8%	7%
\$100K - \$499K	27%	19%	23%	28%	18%	19%
\$500K - \$999K	12%	19%	12%	12%	13%	15%
\$1MM - \$4.9MM	28%	31%	35%	33%	30%	31%
\$5MM - \$24MM	18%	18%	17%	18%	19%	19%
>=\$25MM	10%	8%	10%	7%	12%	9%

## Grantee Characteristics - By Subgroup

Selected Subgroup: Program Area						
Operating Budget of Grantee Organization (By Subgroup)	Arts	Economic Development and Community Revitalization	Education	Environment	Human Services	Special Commitments
Median Budget	\$0.4M	N/A	\$3.7M	\$1.9M	\$3.6M	\$2M

Selected Subgroup: Program Area						
Operating Budget of Grantee Organization (By Subgroup)	Economic Development and Community Revitalization					
	Arts	Economic Development and Community Revitalization	Education	Environment	Human Services	Special Commitments
<\$100K	10%	N/A	0%	4%	2%	6%
\$100K - \$499K	42%	N/A	25%	21%	16%	28%
\$500K - \$999K	19%	N/A	17%	11%	9%	6%
\$1MM - \$4.9MM	20%	N/A	17%	36%	30%	33%
\$5MM - \$24MM	7%	N/A	25%	25%	27%	11%
>=\$25MM	2%	N/A	17%	4%	17%	17%

### Funding Relationship

Selected Cohort: Custom Cohort						
Funding Status	Gund 2023	Gund 2019	Gund 2013	Gund 2010	Median Funder	Custom Cohort
Percent of grantees currently receiving funding from this funder	89%	87%	87%	90%	82%	72%

Selected Cohort: Custom Cohort						
Pattern of Grantees' Funding Relationship with this funder	Gund 2023	Gund 2019	Gund 2013	Gund 2010	Average Funder	Custom Cohort
First grant received from this funder	13%	13%	10%	6%	29%	16%
Consistent funding in the past	75%	77%	72%	83%	54%	62%
Inconsistent funding in the past	12%	10%	18%	11%	18%	21%



**Funding Relationship - by Subgroup**

Selected Subgroup: Program Area						
Funding Status (By Subgroup)	Arts	Economic Development and Community Revitalization	Education	Environment	Human Services	Special Commitments
Percent of grantees currently receiving funding from this funder	95%	90%	100%	89%	80%	94%

Selected Subgroup: Program Area						
Pattern of Grantees' Funding Relationship with this funder (By Subgroup)	Arts	Economic Development and Community Revitalization	Education	Environment	Human Services	Special Commitments
First grant received from this funder	7%	10%	0%	11%	22%	12%
Consistent funding in the past	81%	60%	92%	82%	62%	88%
Inconsistent funding in the past	12%	30%	8%	7%	16%	0%

## Funder Characteristics

Selected Cohort: Custom Cohort						
Financial Information	Gund 2023	Gund 2019	Gund 2013	Gund 2010	Median Funder	Custom Cohort
Total assets	\$498M	\$486.9M	\$456.3M	\$422.8M	\$286.3M	\$456.2M
Total giving	\$40.7M	\$27.9M	\$25.5M	\$18.3M	\$20.1M	\$17.4M

Selected Cohort: Custom Cohort						
Funder Staffing	Gund 2023	Gund 2019	Gund 2013	Gund 2010	Median Funder	Custom Cohort
Total staff (FTEs)	12	11	12	13	18	15
Percent of staff who are program staff	58%	45%	34%	92%	44%	40%

Selected Cohort: Custom Cohort						
Grantmaking Processes	Gund 2023	Gund 2019	Gund 2013	Median Funder	Custom Cohort	
Proportion of grants that are invitation-only	0%	0%	N/A	50%	6%	
Proportion of grantmaking dollars that are invitation-only	0%	0%	33%	68%	N/A	

## Additional Survey Information

On many questions in the grantee survey, grantees are allowed to select “don’t know” or “not applicable” if they are not able to provide an alternative answer. In addition, some questions in the survey are only displayed to a select group of grantees for which that question is relevant based on a previous response.

As a result, there are some measures where only a subset of responses is included in the reported results. The table below shows the number of responses included on each of these measures. The total number of respondents to Gund’s grantee survey was 193.

Question Text	Number of Responses
Overall, how would you rate the Foundation’s impact on your field?	181
How well does the Foundation understand the field in which you work?	186
To what extent has the Foundation advanced the state of knowledge in your field?	166
To what extent has the Foundation affected public policy in your field?	154
Overall, how would you rate the Foundation’s impact on your local community?	178
How well does the Foundation understand the local community in which you work?	181
How well does the Foundation understand your organization’s strategy and goals?	189
Please rate the extent to which you agree with the following statements about the non-monetary support you received from the Foundation:	
The non-monetary support I received met an important need for my organization and/or program	116
The non-monetary support I received strengthened my organization and/or program	116
The Foundation’s non-monetary support was a worthwhile use of the time required of us	116
I felt the Foundation would be open to feedback about the non-monetary support it provided	116
Who most frequently initiated the contact you had with your program director during this grant?	180
Has your main contact at the Foundation changed in the past six months?	190
At any point during this grant, including the selection process, did Foundation staff conduct a site visit?	192
How consistent was the information provided by different communication resources, both personal and written, that you used to learn about the Foundation?	160
How well do you understand the way in which the work funded by this grant fits into the Foundation’s broader efforts?	189
How well does the Foundation understand the social, cultural, or socioeconomic factors that affect your work?	191
How well does the Foundation understand the needs of the people and communities that you serve?	184
To what extent do the Foundation’s funding priorities reflect a deep understanding of the needs of the people and communities that you serve?	184
Please rate the extent to which you agree or disagree with the following statements about diversity, equity, and inclusion:	
The Foundation has clearly communicated what diversity, equity, and inclusion means for its work	179
Overall, the Foundation demonstrates an explicit commitment to diversity, equity, and inclusion in its work	180
Overall, most staff I have interacted with at the Foundation embody a strong commitment to diversity, equity, and inclusion	170
I believe that the Foundation is committed to combatting racism	177
Did you submit a proposal to the Foundation for this grant?	190
To what extent was the Foundation’s selection process a helpful opportunity to strengthen the efforts funded by the grant?	173
To what extent was the Foundation’s selection process an appropriate level of effort given the amount of funding received?	181
To what extent was the Foundation clear and transparent about the selection process requirements and timelines?	185
To what extent was the Foundation clear and transparent about the criteria the Foundation uses to decide whether a proposal would be funded or declined?	178
Have you participated in a reporting or evaluation process?	185
At any point during the proposal or the grant period, did the Foundation and your organization exchange ideas regarding how your organization would assess the results of the work funded by this grant?	165
To what extent was the Foundation’s reporting process straightforward?	148

Question Text	Number of Responses
To what extent was the Foundation's reporting process adaptable, if necessary, to fit your circumstances?	145
To what extent was the Foundation's reporting process relevant, with questions and measures pertinent to the work funded by this grant?	157
To what extent was the Foundation's reporting process a helpful opportunity for you to reflect and learn?	155
To what extent did the evaluation incorporate your input in the design of the evaluation?	28
To what extent did the evaluation result in you making changes to the work that was evaluated?	28
Are you currently receiving funding from the Foundation?	191
Which of the following best describes the pattern of your organization's funding relationship with the Foundation?	190
Primary Intended People and/or Communities	
Are the efforts funded by this grant primarily meant to benefit historically disadvantaged groups?	189
Specifically, are any of the following the primary intended people and/or communities served by the efforts funded by this grant?	137
Custom Questions	
How long have you been working with the Gund Foundation in your current role?	176
The George Gund Foundation recently changed our reporting requirements for grants. Please select the option below that best describes your experience with this change:	190
In 2020, The Foundation announced the Greater Cleveland COVID-19 Rapid Response Fund, funding long-term COVID-19 recovery efforts. Please select the option below that best describes your experience with this effort:	189
I am aware of the Foundation's What We Believe statement.	188
The Foundation's grants align with its What We Believe statement.	186
My organization's mission aligns with the Foundation's What We Believe statement.	187
My organization currently identifies as working on climate change and environmental degradation.	187
My organization currently identifies as working on inequality, especially racial inequity.	189
My organization currently identifies as working on weakened democracy.	186
The web interface of the online grant portal was easy to use and navigate.	163
I did not experience technical difficulties when submitting grant documentation through the online grant portal.	168
It was easy to understand what information and documents are required to complete the online grant application process.	169
It was clear whom I should contact with questions.	166
The non-monetary support was easy to access.	102
The non-monetary support arose naturally through our relationship with the Foundation.	108
The non-monetary support we received was driven by our input and needs.	105
The emergency response grant was valuable to my organization.	33
Information about the grant and the grant process was easily accessible online.	29
The process of receiving the grant was streamlined.	31

## About CEP and Contact Information

### Mission:

CEP provides data, feedback, programs, and insights to help individual and institutional donors improve their effectiveness. We do this work because we believe effective donors, working collaboratively and thoughtfully, can profoundly contribute to creating a better and more just world.

### Vision:

We seek a world in which pressing social needs are more effectively addressed.

We believe improved performance of philanthropic funders can have a profoundly positive impact on nonprofit organizations and the people and communities they serve.

Although our work is about measuring results, providing useful data, and improving performance, our ultimate goal is improving lives. We believe this can only be achieved through a powerful combination of dispassionate analysis and passionate commitment to creating a better society.

### About the GPR:

Since 2003, the Grantee Perception Report® (GPR) has provided funders with comparative, candid feedback based on grantee perceptions. The GPR is the only grantee survey process that provides comparative data, and is based on extensive research and analysis. Hundreds of funders of all types and sizes have commissioned the GPR, and tens of thousands of grantees have provided their perspectives to help funders improve their work. CEP has surveyed grantees in more than 150 countries and in 8 different languages.

The GPR's quantitative and qualitative data helps foundation leaders evaluate and understand their grantees' perceptions of their effectiveness, and how that compares to their philanthropic peers.

## Additional CEP Resources

### Assessment Tools

**Donor Perception Report (DPR):** The Donor Perception Report provides community foundations with comparative data on their donors' perceptions, preferences for engagement, and giving patterns. Based on research and guidance from a group of community foundation leaders, the DPR is the only survey process that provides comparative data for community foundations.

**Staff Perception Report (SPR):** The Staff Perception Report explores foundation staff members' perceptions of foundation effectiveness and job satisfaction on a comparative basis. The SPR is based on a survey specific to foundations that includes questions related to employees' impressions of their role in philanthropy, satisfaction with their jobs, their foundation's impact, and opportunities for foundation improvement.

**YouthTruth Student Survey:** YouthTruth supports school systems in gathering and acting on student and stakeholder feedback, helping schools, districts, and education funders think through the ins-and-outs of actionable insights to drive improvement. Learn more at [youthtruthsurvey.org](https://youthtruthsurvey.org).

### Advisory Services

CEP's data-driven, customized advising leverages CEP's knowledge and experience to help funders answer pressing questions about their work, address existing challenges, hear from valued constituents, and learn and share with peers. Learn more at [cep.org/advisoryservices](https://cep.org/advisoryservices).

### Research

CEP's research projects delve into issues that are central to funder effectiveness, examining common practice and challenging conventional wisdom. Our research is informed by rigorous quantitative and qualitative analysis of large-scale data sets, in-depth qualitative interviews with philanthropic leaders, as well as by profiles of high-performing organizations and staff.

CEP's resource library offers resources for grantmakers, individual donors, and more. Explore the full range of resources available in CEP's resource library at [cep.org/resources](https://cep.org/resources).

### Contact Information:

Della Menhaj, Manager and Data Systems Lead  
[dellam@cep.org](mailto:dellam@cep.org)

Madison Williams, Analyst  
[madisonw@cep.org](mailto:madisonw@cep.org)